

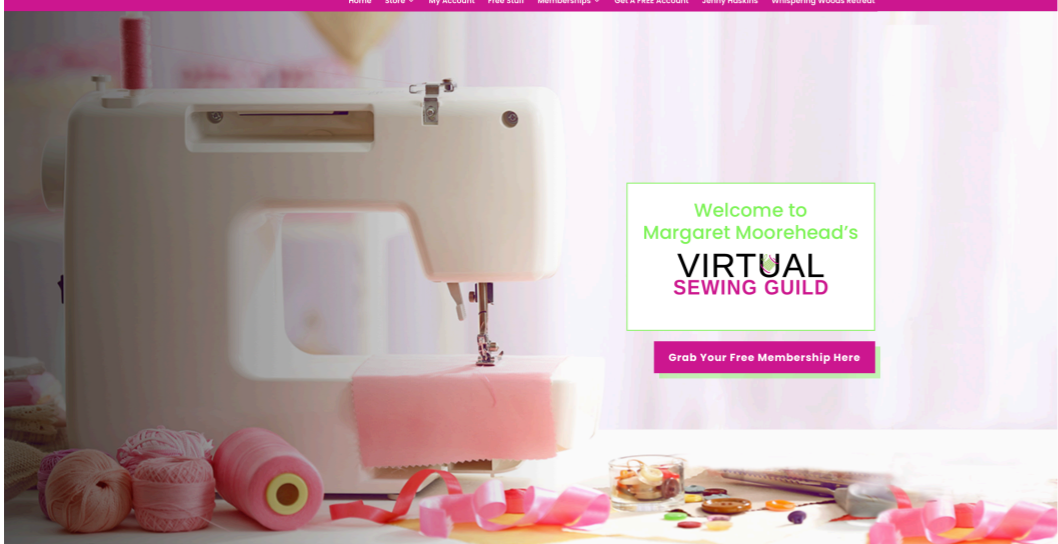


VIRTUAL
SEWING GUILD

Working with Lace

FREE Webinar
Thursday November 9, 2023
11:00am CT





VIRTUAL SEWING GUILD

VirtualSewingGuild.net



Click image to Register
August 10, 2023
at 11:00am Central



Click image to Register
August 15, 2023
at 8:00pm Central



Click image to Register
August 22, 2023
at 3:00pm Central



Events Calendar

August 2023

Sun	Mon	Tue	Wed	Thu	Fri	Sat
		1 New Videos Posted	2	3	4	5
6	7	8	9	10	11	12
13	14	15	16 Jenny Hoskins Cottage Rose Online Class	17	18	19
20	21	22	23	24	25	26
27	28	29	30	31		





VIRTUAL SEWING GUILD



Working with Lace

- Lace “Mitered” Corners
- Dying Lace



Lace “Mitered” Corners



- Width of project (10")
- + Width of lace (3") side 1
- + Width of lace (3") side 2
- + Extra for matching lace pattern (4")

Width to cut lace (20")







Adding Lace to a curve



Dyeing Lace



- Water-about 1/2 gallon
- Dye-4 capfuls
- Salt-1/3 cup
- Stirring Tool
- Timed Test-30 min
- Rinse
- Let it dry
- Test again or proceed to your project

Dyeing Lace



If you are dyeing with Rit All-Purpose Dye: **To enhance the color:** (1) add 1 cup of salt when dyeing fabrics containing cotton, rayon, ramie or linen; (2) add 1 cup of vinegar when dyeing fabrics containing nylon, silk or wool. Add 1 teaspoon of dish detergent to help promote level dyeing.

Dyed Lace



VIRTUAL SEWING GUILD



VIRTUAL SEWING GUILD



If want to ramp up your sewing skills,
**Margaret Moorehead's
Virtual Sewing Guild
Premium Membership
is for you!**



You'll get projects that can be completed in a few hours
Projects that can be completed in a day or two

AND

Projects that we will work on for several months

Plus technique galore...

machine embroidery, twin needles, working with lace,
the incredible Jenny Join, embroidery decoupage,
scalloped binding, and more!



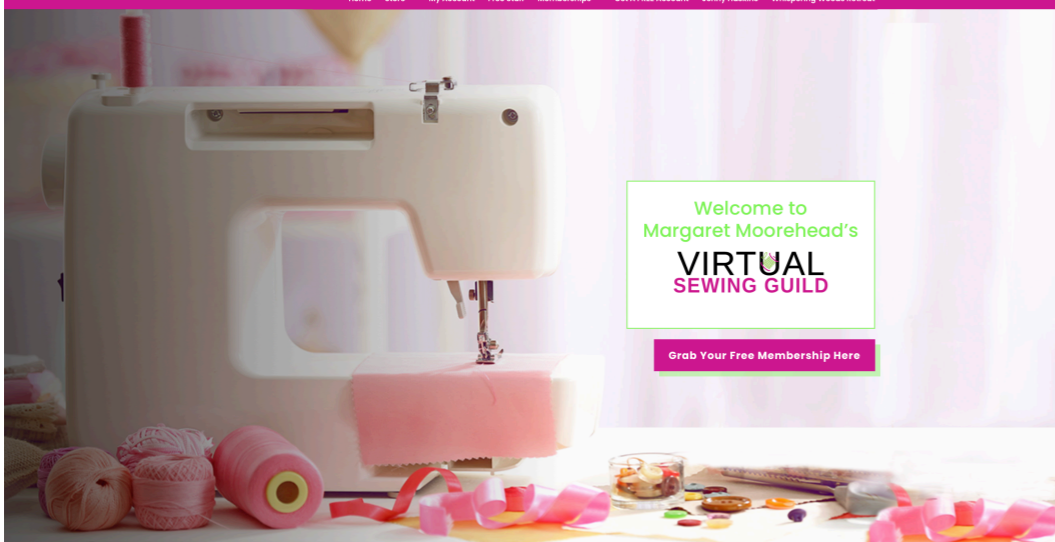
Replay will be available in the Subscription area.

Subscription Members have access to:

- Subscription Webinar recordings
- Tip Videos (Currently over 30)
- Projects with written directions (Projects change and are only in the membership area for a limited time but currently there are 4 projects)
- 1 online video class with written instructions, video recordings and embroidery designs (The Class changes and is only available for a limited time)
- Bonus: eBook-Secrets To Successful Machine Embroidery
- Bonus: In the hoop Quilting Design from Jenny Haskins
- Multi-formatted embroidery design (the design will change and is only available for a limited time).



Only \$4.97/month



Click image to Register
August 10, 2023
at 11:00am Central



Click image to Register
August 15, 2023
at 8:00pm Central



Click image to Register
August 22, 2023
at 3:00pm Central



On special \$12.99
Welcome Friends Banner
Online Class



ON SPECIAL \$12.99
Paper Piecing
FLYING GEESE

Events Calendar



August 2023

Sun	Mon	Tue	Wed	Thu	Fri	Sat
		1 New Videos Posted	2	3	4	5
6	7	8	9	10	11	12
13	14	15	16 Jenny Hoskins Cottage Rose Online Class	17	18	19
20	21	22	23	24	25	26
27	28	29	30	31		



VIRTUAL SEWING GUILD

VirtualSewingGuild.net



VIRTUAL SEWING GUILD

VirtualSewingGuild.net