



VIRTUAL SEWING GUILD

Webinar...



My Favorite Sewing Tips and Tricks



VIRTUAL SEWING GUILD

Four of my **FAVORITE** tips and tricks!

- Turning Corners without Clipping
- Prepping Fabric for Embroidery
- Decorative Stitching to add profession detail to your projects
- The Perfect Way to Stitch When Leaving an Opening for Turning Things Right Side Out



Turning Corners without clipping the corners





Turning Corners without clipping



Prepping Fabric for Embroidery



Which results do you want?

Prepping Fabric for Embroidery




To increase the number of stitches your fabric can hold and maintain a flat unwrinkled appearance, fuse a piece of interfacing to the back of your fabric.



There are knit and woven interfacing.

- Knit interfacing has a 4-6 way stretch and allows fabric to maintain its original properties.
- Woven interfacing has no stretch gives the fabric a “sturdier” feel

Decorative Stitching



Decorative Stitching



Decorative Stitching



VIRTUAL SEWING GUILD



Decorative Stitching



The Perfect Way to Stitch When Leaving an Opening for Turning Things Right Side Out





The perfect way to stitch when leaving an opening for turning things right side out

WIPRT SEWING

VIRTUAL SEWING GUILD

Four of my **FAVORITE** tips and tricks!

- Turning Corners without Clipping
- Prepping Fabric for Embroidery
- Decorative Stitching to add profession detail to your projects
- The Perfect Way to Stitch When Leaving an Opening for Turning Things Right Side Out



VIRTUAL SEWING GUILD



If want to ramp up your sewing skills,
**Margaret Moorehead's
Virtual Sewing Guild
Premium Membership
is for you!**



You'll get projects that can be completed in a few hours
Projects that can be completed in a day or two

AND

Projects that we will work on for several months

Plus technique galore...

machine embroidery, twin needles, working with lace,
the incredible Jenny Join, embroidery decoupage,
scalloped binding, and more!



VIRTUAL SEWING GUILD



If you want to ramp up your sewing skills, Margaret Moorehead's Virtual Sewing Guild Premium Membership is for you!

Total if Priced individually
\$729.90

Regular Discounted Price
\$497

You'll get projects that can be completed in a few hours
Projects that can be completed in a day or two
AND
Projects that we will work on for several months
Plus technique galore...
machine embroidery, twin needles, working with lace,
the incredible Jenny Join, embroidery decoupage,
scalloped binding, and more!



VIRTUAL SEWING GUILD



If want to ramp up your sewing
Margaret Moorehead
Virtual Sewing Guild
Premium Member

Priced individually:
\$729.90

Regular Price
\$497

Early Bird Registration Price

\$187

Ends February 25th

You'll get projects that can be completed in a weekend.
Projects that can be completed in a weekend.
AND
Projects that we will work on for the next year.
Plus technique groups
machine embroidery, twin needle quilting, the incredible Jenny Join, embroidery, scalloped binding



VIRTUAL SEWING GUILD

Replay will be available in the Subscription area.

Webinars



Sewing for Christmas Webinar
Sewing for Christmas Webinar Recording
Download the presentation



Machine Feet Part 3 Webinar
Machine Feet Part 3 Webinar Recording Download
the



Machine Feet Part 2 Webinar
Machine Feet Part 2 Webinar Recording Download
the



Machine Feet Webinar
Machine Feet Webinar Recording



Wing Needle Webinar
Wing Needle Webinar Recording



Working With Twin Needles
Working With Twin Needles Webinar Recording

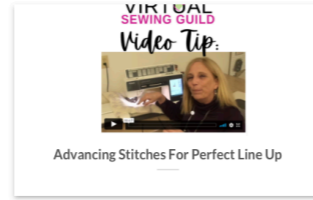


Needle Know How
Needle Know How Webinar Recording Bonus:
Edited version

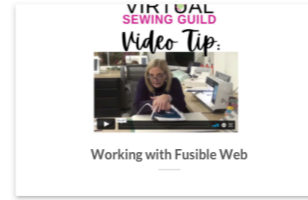


All About Thread

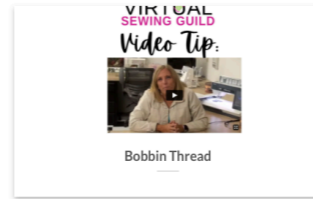
Tips and Tricks



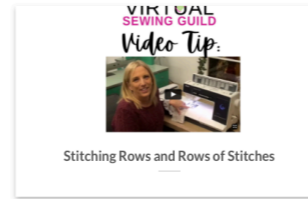
Advancing Stitches For Perfect Line Up



Working with Fusible Web



Bobbin Thread



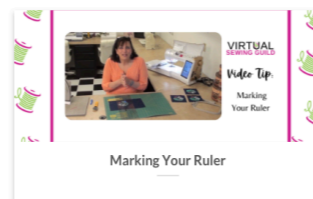
Stitching Rows and Rows of Stitches



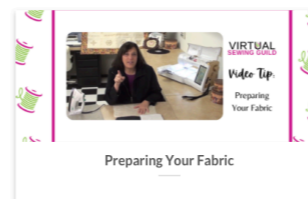
Creating Textures
On Your Projects
Creating Textures On Your Projects



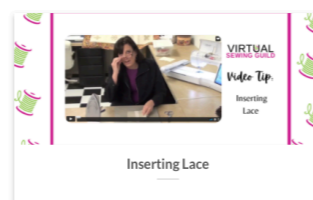
Cleaning Your Iron
Cleaning Your Iron



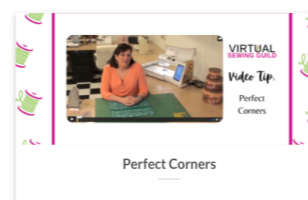
Marking Your Ruler



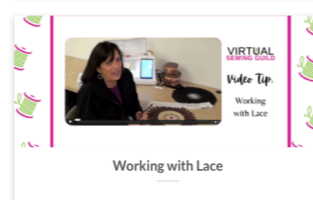
Preparing Your Fabric



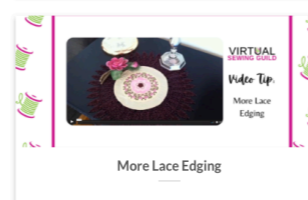
Inserting Lace



Perfect Corners



Working with Lace




More Lace Edging

Projects



Romantic Pillows



In The Hoop Wine Glass Coasters



A La Chocolat

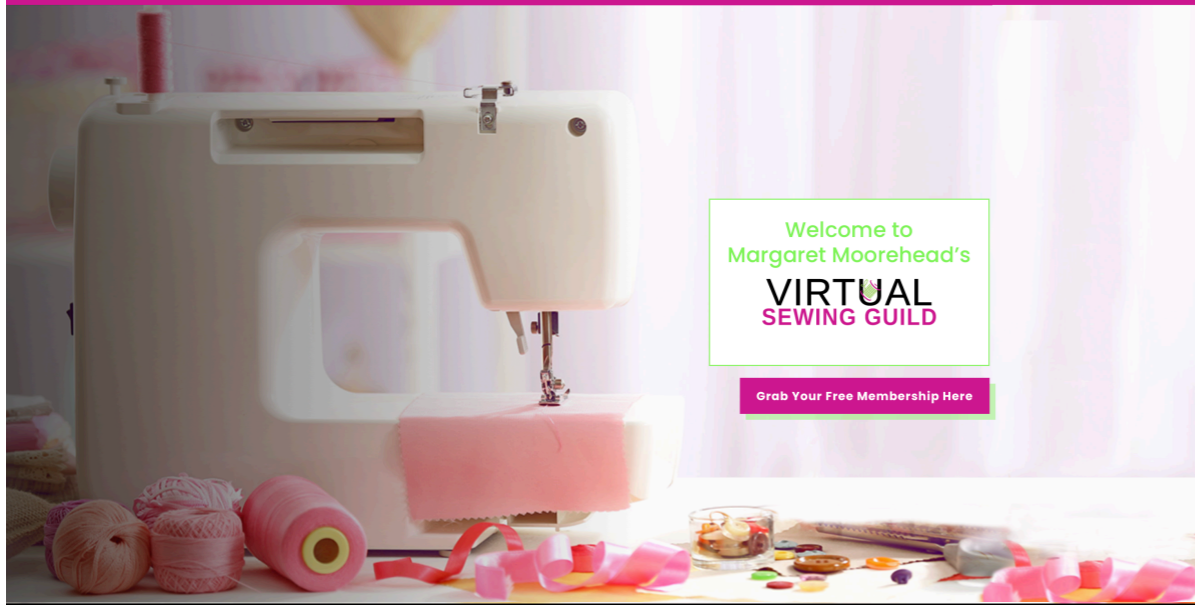


Bella Fiori Beautiful Flowers Velvet Shawl

Currently on the site:

- 8 Webinar recordings
- 30 Tip Videos
- 3 Projects with written directions
- 1 online class with written instructions, video recordings and embroidery designs

Only \$4.97/month



Welcome to
Margaret Moorehead's
**VIRTUAL
SEWING GUILD**

[Grab Your Free Membership Here](#)

VIRTUAL SEWING GUILD
My Favorite Sewing Tips and Tricks
Thursday, February 9, 2023 at 11:00 AM Central Time
[Register Here](#)

VIRTUAL EMBROIDERY EVENT
Edge to Edge QUILTING
with Your Embroidery Machine
Tuesday, February 28, 2023
3pm - 4:30pm Central Time
[Click here to register for FREE](#)

BECOME A PREMIUM MEMBER TODAY
VIRTUAL SEWING GUILD
If you're ready to get your sewing skills, Margaret Moorehead's Virtual Sewing Guild Premium Membership is for you!
[Click here to learn more](#)



Heart Placemat
on special this month
~~Regularly: \$64.97~~
On Sale: \$24.97

Sew Sweet
on special this month
~~Regularly: \$64.97~~
On Sale: \$24.97



Events Calendar

February 2023

Sun	Mon	Tue	Wed	Thu	Fri	Sat
			1 New Videos Posted	2	3	4
5	6	7 My Favorite Sewing Tips and Tricks Webinar	8	9	10	11
12	13	14	15 Fabricadabra Meeting	16	17	18
19	20	21	22	23	24	25
26	27	28 DIME Webinar				

VIRTUAL SEWING GUILD
Premium Membership
"A Year of Fun, Inspiration and Learning!"
FEBRUARY PROJECT

VIRTUAL SEWING GUILD
Monthly Subscription

FREE MEMBERSHIP

VIRTUAL SEWING GUILD

VirtualSewingGuild.net

VIRTUAL
SEWING GUILD

