



# VIRTUAL SEWING GUILD

## Binding Tips and Tricks

Subscription Members Webinar  
Thursday May 11, 2023  
11:00am CT




# VIRTUAL SEWING GUILD




## Binding Tips and Tricks

- Bias or Straight of Grain?
- Cutting Long Bias Strips for Binding
- Joining Binding Strips
- Cutting Continuous Binding or “Binding in the Round”



## Bias or Straight of Grain

~Longevity~Straight or curved Edges~Fabric print or design~



## Bias or Straight of Grain

Longevity



Straight or Curved Edges



## Bias or Straight of Grain

Fabric Print and design




## Cutting Long Bias Strips for Binding








**Cutting Continuous Bias  
Or  
“Bias in the Round”**



One 18" square  
will give you 3  
yards of 2 1/4"  
wide continuous  
bias


# Cutting Continuous Bias Or “Bias in the Round”

Stitch using a 1/4" seam




## Cutting Continuous Bias Or “Bias in the Round”

Mark lines that are 2 1/4” or 2 1/2” apart, or the distance apart for the width of the binding you want, that are parallel to the bias edge of the fabric




# Cutting Continuous Bias Or “Bias in the Round”

Cut off the excess that is not the width you need at the top (or bottom)




# Cutting Continuous Bias Or “Bias in the Round”


You are going to form a tube and when you do, you will line up the top line with the second line down




**Cutting Continuous Bias  
Or  
“Bias in the Round”**



**Cutting Continuous Bias  
Or  
“Bias in the Round”**



**Cutting Continuous Bias  
Or  
“Bias in the Round”**





# Cutting Continuous Bias Or “Bias in the Round”

Press the seam open and cut on the lines



# Cutting Continuous Bias Or “Bias in the Round”

Over 3 yards of Bias Strips from an 18” Square





# VIRTUAL SEWING GUILD




## Binding Tips and Tricks

- Bias or Straight of Grain?
- Cutting Long Bias Strips for Binding
- Joining Binding Strips
- Cutting Continuous Binding or “Binding in the Round”



## Next Month... Binding Tips and Tricks Continued

- Most common method of doing binding
- Mitering Corners
- Attaching binding to a curve
- Using Decorative Stitches for your binding
- And more!



# VIRTUAL SEWING GUILD



If want to ramp up your sewing skills,  
**Margaret Moorehead's  
Virtual Sewing Guild  
Premium Membership  
is for you!**

You'll get projects that can be completed in a few hours  
Projects that can be completed in a day or two

AND

Projects that we will work on for several months

**Plus technique galore...**

machine embroidery, twin needles, working with lace,  
the incredible Jenny Join, embroidery decoupage,  
scalloped binding, and more!



# VIRTUAL SEWING GUILD



If you want to ramp up your sewing skills, Margaret Moorehead's Virtual Sewing Guild Premium Membership is for you!

Total if Priced individually  
**\$729.90**

Regular  
Discounted Price  
**\$497**

You'll get projects that can be completed in a few hours  
Projects that can be completed in a day or two  
AND  
Projects that we will work on for several months  
**Plus technique galore...**  
machine embroidery, twin needles, working with lace,  
the incredible Jenny Join, embroidery decoupage,  
scalloped binding, and more!



# VIRTUAL SEWING GUILD



If want to ramp up your sewing  
**Margaret Moorehead**  
**Virtual Sewing Guild**  
**Premium Member**

Priced individually:  
\$729.90

Regular Price  
\$497

Discounted price of

# \$237

*Ends May 26th*

You'll get projects that can be completed in a weekend.  
Projects that can be completed in a weekend.  
AND  
Projects that we will work on for the month.  
**Plus technique groups**  
machine embroidery, twin needle embroidery, applique, and  
the incredible Jenny Join, embroidery on fabric, and  
scalloped binding.





Stitch Stacking Webinar

Download the presentation.  
1 COMMENT



Stabilize IT

Thursday, March 9, 2023

Stabilize IT Webinar

Download the presentation



My Favorite Sewing Tips and Tricks

Watch the Replay

My Favorite Tips and Tricks Webinar

Download the presentation



Sewing for Christmas Webinar Recording

Sewing for Christmas Webinar

Sewing for Christmas Webinar Recording Download the presentation



Machine Feet Part 3 Webinar

Machine Feet Part 3 Webinar Recording Download the



Machine Feet Part 2 Webinar

Machine Feet Part 2 Webinar Recording Download the



Machine Feet Webinar

Machine Feet Webinar Recording



Wing Needle Webinar

Wing Needle Webinar Recording



Working With Twin Needles

Working With Twin Needles Webinar Recording



Needle Know How!

Needle Know How

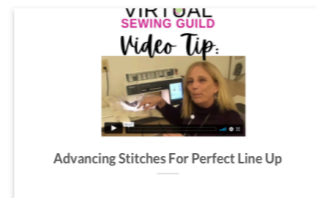
Needle Know How Webinar Recording Bonus: Edited version



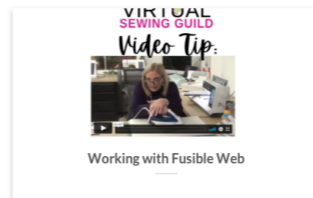
All About Thread

Replay will be available in the Subscription area.

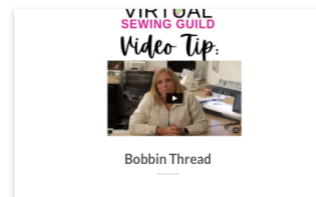
Tips and Tricks



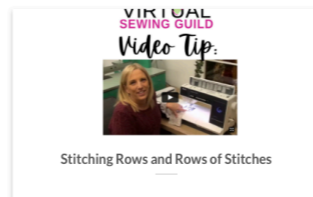
Advancing Stitches For Perfect Line Up



Working with Fusible Web



Bobbin Thread



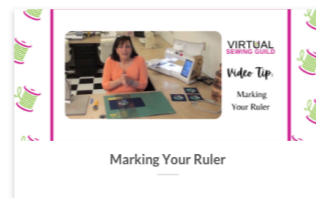
Stitching Rows and Rows of Stitches



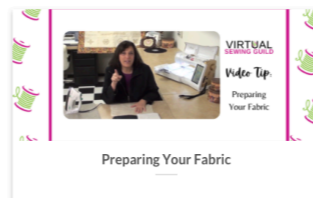
Creating Textures On Your Projects



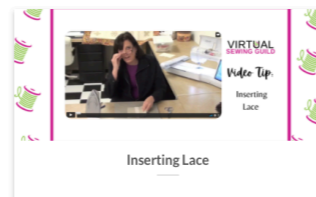
Cleaning Your Iron



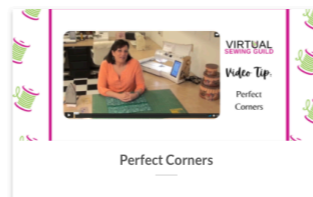
Marking Your Ruler




Preparing Your Fabric



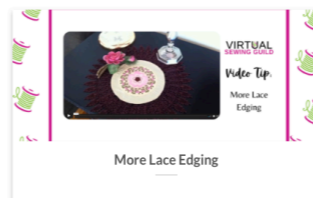
Inserting Lace



Perfect Corners




Working with Lace



More Lace Edging

Projects



Secrets To Successful Machine Embroidery



Easter Egg-stravaganza Project



Romantic Pillows



A La Chocolat

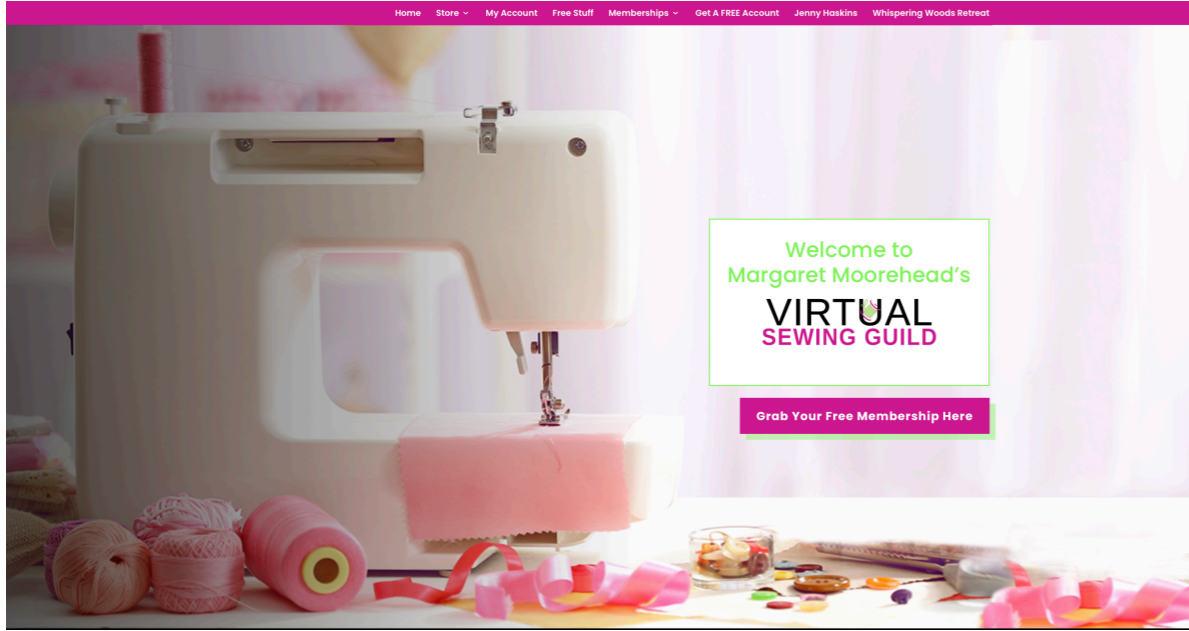


Currently on the site:

- 11 Webinar recordings
- 34 Tip Videos
- 3 Projects with written directions
- 1 online class with written instructions, video recordings and embroidery designs
- Bonus: eBook-Secrets To Successful Machine Embroidery

Only \$4.97/month





**VIRTUAL SEWING GUILD**

Binding Tips and Tricks

Virtual Sewing Guild

**VIRTUAL SEWING GUILD**

Free Webinar

May 16th, 2023  
8:00pm Central, St. Louis, MO

**VIRTUAL EMBROIDERY EVENT**

*dime* Fusion Fix

Discover new products & techniques to make your embroidery dazzle!

Tuesday, May 23, 2023  
3pm - 4:30pm Central Time  
Click here to register for FREE

BECOME A PREMIUM MEMBER TODAY

**VIRTUAL SEWING GUILD**

Virtual Sewing Guild Premium Membership is for you!

TooWoon Bay

on special this month  
-Regularly: \$164.97-

**On Sale: \$49.97**

**BLACK, WHITE & PINK**

Featured Class this month!

**\$24.97**

**BLACK, WHITE & PINK**

**NEW KITS**

Kit #1 Kit #2

**\$26.49** **\$36.49**  
+shipping +shipping

**Events Calendar**

May 2023

Sun	Mon	Tue	Wed	Thu	Fri	Sat
	1 New Videos Posted	2	3	4	5	6
7	8	9	10	11 Binding Tips and Tricks Webinar	12	13
14	15	16 VSO Free Webinar with Pickle Pie Designs	17 Virtual Sewing Guild Show & Tell Jenny Hoskins Coffee & Cream Online Class	18	19	20
21	22	23 DIME Webinar - Fusion Fix	24	25	26	27
28	29	30	31			

**VIRTUAL SEWING GUILD**

Monthly Subscription

**FREE MEMBERSHIP**

# VIRTUAL SEWING GUILD

VirtualSewingGuild.net

# VIRTUAL SEWING GUILD

[VirtualSewingGuild.net](http://VirtualSewingGuild.net)