
















Purely Gates Embroidery Mylar Fall Leaves

Design: mfl01

Date: 9/12/2010

Color Analysis

1		Russet 216 Poly X-40 247.12 in	8		Honey 620 Poly X-40 95.27 in
2		Crocus 2 609 Poly X-40 109.08 in	9		Swamp Green 953 Poly X-40 119.03 in
3		Honey 620 Poly X-40 111.29 in	10		Silver Green 962 Poly X-40 122.31 in
4		Swamp Green 953 Poly X-40 124.16 in	11		Paprika 3001 Poly X-40 166.82 in
5		Paprika 3001 Poly X-40 159.46 in	12		Hazel 2 255 Poly X-40 100.89 in
6		Marigold 432 Poly X-40 57.74 in	13		Seagrass 956 Poly X-40 114.70 in
7		Nutmeg 2 858 Poly X-40 45.53 in			
					Place Mylar after this color change.
					Remove excess Mylar after this color.


Purely Gates Embroidery Mylar Fall Leaves


Design: mfl02

Date: 9/12/2010

Color Analysis

1		Seagrass 956 Poly X-40 227.83 in	6		Caramel 2 843 Poly X-40 72.45 in
2		Bunny Brown 833 Poly X-40 92.57 in	7		Money 963 Poly X-40 103.94 in
3		Hazel 2 255 Poly X-40 188.51 in	8		Russet 216 Poly X-40 15.86 in
4		Hazel 2 255 Poly X-40 195.47 in	9		Hazel 2 255 Poly X-40 71.16 in
5		Bunny Brown 833 Poly X-40 86.29 in	10		Bunny Brown 833 Poly X-40 129.99 in

 Place Mylar after this color change.

 Remove excess Mylar after this color.


Purely Gates Embroidery Mylar Fall Leaves


Design: mfl03

Date: 9/12/2010

Color Analysis

1		Burnished Copper 840 Poly X-40 269.61 in	9		Olive Drab 955 Poly X-40 147.77 in
2		Nutmeg 2 858 Poly X-40 22.00 in	10		Money 963 Poly X-40 88.94 in
3		Silver Green 962 Poly X-40 42.94 in	11		Silver Green 962 Poly X-40 50.77 in
4		Olive Drab 955 Poly X-40 167.15 in	12		Caramel 2 843 Poly X-40 92.95 in
5		Money 963 Poly X-40 95.27 in	13		Burnished Copper 840 Poly X-40 37.54 in
6		Nutmeg 2 858 Poly X-40 56.41 in	14		Olive Drab 955 Poly X-40 168.70 in
7		Burnished Copper 840 Poly X-40 27.49 in	15		Nutmeg 2 858 Poly X-40 123.50 in
8		Silver Green 962 Poly X-40 36.95 in			

 Place Mylar after this color change.














 Remove excess Mylar after this color.

Purely Gates Embroidery Mylar Fall Leaves

Design: mfl04

Date: 9/12/2010

Color Analysis

- | | | | |
|---|---|----|---|
| 1 |  Hazel 2
255 Poly X-40
299.17 in | 7 |  Swamp Green
953 Poly X-40
168.77 in |
| 2 |  Crocus 2
609 Poly X-40
94.76 in | 8 |  Olive Drab
955 Poly X-40
70.37 in |
| 3 |  Cinnamon
624 Poly X-40
57.02 in | 9 |  Bunny Brown
833 Poly X-40
92.34 in |
| 4 |  Cinnamon
624 Poly X-40
94.98 in | 10 |  Cinnamon
624 Poly X-40
41.59 in |
| 5 |  Hazel 2
255 Poly X-40
223.30 in | 11 |  Hazel 2
255 Poly X-40
187.56 in |
| 6 |  Cinnamon
624 Poly X-40
49.74 in | | |
-  Place Mylar after this color change.
 Remove excess Mylar after this color.

Purely Gates Embroidery Mylar Fall Leaves


Design: mfl05

Date: 9/12/2010

Color Analysis

1		Swamp Green 953 Poly X-40 160.29 in	9		Nutmeg 2 858 Poly X-40 252.99 in
2		Mahogany 891 Poly X-40 3.69 in	10		Mahogany 891 Poly X-40 4.49 in
3		Russet 216 Poly X-40 40.09 in	11		Russet 216 Poly X-40 38.34 in
4		Money 963 Poly X-40 220.66 in	12		Swamp Green 953 Poly X-40 26.50 in
5		Burnished Copper 840 Poly X-40 85.39 in	13		Olive Drab 955 Poly X-40 113.29 in
6		Mandarin 520 Poly X-40 177.21 in	14		Cinnamon 624 Poly X-40 36.72 in
7		Burnished Copper 840 Poly X-40 79.05 in	15		Crocus 2 609 Poly X-40 24.95 in
8		Money 963 Poly X-40 85.86 in	16		Hazel 2 255 Poly X-40 73.35 in

 Place Mylar after this color change.













 Remove excess Mylar after this color.


Purely Gates Embroidery Mylar Fall Leaves


Design: mfl06

Date: 9/12/2010

Color Analysis

1		Crocus 2 609 Poly X-40 231.94 in	7		Seagrass 956 Poly X-40 257.66 in
2		Seagrass 956 Poly X-40 263.06 in	8		Date 841 Poly X-40 202.67 in
3		Hazel 2 255 Poly X-40 58.00 in	9		Swamp Green 953 Poly X-40 85.71 in
4		Russet 216 Poly X-40 105.62 in	10		Burnished Copper 840 Poly X-40 81.41 in
5		Hazel 2 255 Poly X-40 101.00 in	11		Crocus 2 609 Poly X-40 170.85 in
6		Russet 216 Poly X-40 103.18 in	12		Seagrass 956 Poly X-40 153.22 in

 Place Mylar after this color change.

 Remove excess Mylar after this color.


Purely Gates Embroidery Mylar Fall Leaves


Design: mfl07

Date: 9/12/2010

Color Analysis

1		 Avacado 950 Poly X-40 271.22 in	4		 Avacado 950 Poly X-40 287.65 in
2		 Seagrass 956 Poly X-40 361.83 in	5		 Olive Drab 955 Poly X-40 212.11 in
3		 Seagrass 956 Poly X-40 380.55 in			

 Place Mylar after this color change.









 Remove excess Mylar after this color.


Purely Gates Embroidery Mylar Fall Leaves


Design: mfl08

Date: 9/12/2010

Color Analysis

- | | | | | | |
|---|---|--|---|---|---|
| 1 |  | Crocus 2
609 Poly X-40
161.68 in | 5 |  | Crocus 2
609 Poly X-40
75.40 in |
| 2 |  | Reed Green
653 Poly X-40
194.67 in | 6 |  | Green Onion
983 Poly X-40
66.39 in |
| 3 |  | Russet 3
1243 Poly X-40
70.01 in | 7 |  | Olive Drab
955 Poly X-40
233.65 in |
| 4 |  | Reed Green
653 Poly X-40
219.41 in | 8 |  | Bunny Brown
833 Poly X-40
227.66 in |

 Place Mylar after this color change.




 Remove excess Mylar after this color.

Purely Gates Embroidery Mylar Fall Leaves

Design: mfl09

Date: 9/12/2010

Color Analysis



Place Mylar after this color change.

Remove excess Mylar after this color.



Purely Gates Embroidery Mylar Fall Leaves

Design: mfl10

Date: 9/12/2010

Color Analysis

1		Medium Gold 952 Poly X-40 225.72 in	11		Bright Gold 2 2519 Poly X-40 80.61 in
2		Marigold 432 Poly X-40 39.14 in	12		Copper 654 Poly X-40 146.82 in
3		Honeysuckle 525 Poly X-40 72.38 in	13		Date 841 Poly X-40 73.72 in
4		Date 841 Poly X-40 145.81 in	14		Bright Gold 2 2519 Poly X-40 43.18 in
5		Copper 654 Poly X-40 265.07 in	15		Date 841 Poly X-40 176.31 in
6		Bright Gold 2 2519 Poly X-40 85.42 in	16		Hazel 2 255 Poly X-40 114.59 in
7		Marigold 432 Poly X-40 72.54 in	17		Date 841 Poly X-40 19.89 in
8		Honeysuckle 525 Poly X-40 66.94 in	18		Marigold 432 Poly X-40 62.21 in
9		Date 841 Poly X-40 138.47 in	19		Bright Gold 2 2519 Poly X-40 64.05 in
10		Copper 654 Poly X-40 247.19 in			

-  Place Mylar after this color change.
-  Remove excess Mylar after this color.