













Purely Gates Embroidery Mylar Rosabella

Design: mrb01

Date: 7/14/2018

Color Analysis

- | | | |
|---|--|---|
| 1 |  Avocado
950 Poly X 40-
238.57 in |  6 Peachy Pink
508 Poly X-40
205.80 in |
| 2 |  Swamp Green
953 Poly X-40
29.57 in |  7 Carnation Pink
506 Poly X-40
276.57 in |
| 3 |  Olive Drab
955 Poly X-40
63.80 in | 8  Honeysuckle
525 Poly X-40
64.38 in |
| 4 |  Peachy Pink
508 Poly X-40
40.31 in | 9  Peachy Pink
508 Poly X-40
140.02 in |
| 5 |  Avocado
950 Poly X 40-
571.79 in | 10  Country Rose 4
3016 Poly X-40
63.95 in |













-  Place Mylar after this color change stitches.
-  Remove excess Mylar after this color change stitches.



Purely Gates Embroidery Mylar Rosabella

Design: mrb02

Date: 7/14/2018

Color Analysis

- | | | | |
|---|--|---|--|
| 1 |  Avocado
950 Poly X 40-
193.30 in |  6 |  Peachy Pink
508 Poly X-40
226.88 in |
| 2 |  Swamp Green
953 Poly X-40
37.90 in |  7 |  Carnation Pink
506 Poly X-40
293.11 in |
| 3 |  Olive Drab
955 Poly X-40
56.27 in | 8 |  Honeysuckle
525 Poly X-40
46.29 in |
| 4 |  Peachy Pink
508 Poly X-40
85.46 in | 9 |  Peachy Pink
508 Poly X-40
173.96 in |
| 5 |  Avocado
950 Poly X 40-
1445.17 in | 10 |  Country Rose 4
3016 Poly X-40
71.81 in |

-  Place Mylar after this color change stitches.
-  Remove excess Mylar after this color change stitches.


Purely Gates Embroidery Mylar Rosabella


Design: mrb03

Date: 7/14/2018

Color Analysis

1		Peachy Pink 508 Poly X-40 144.44 in	9		Peachy Pink 508 Poly X-40 47.31 in
2		Carnation Pink 506 Poly X-40 195.73 in	10		Avocado 950 Poly X 40- 870.24 in
3		Honeysuckle 525 Poly X-40 40.12 in	11		Peachy Pink 508 Poly X-40 160.60 in
4		Peachy Pink 508 Poly X-40 80.54 in	12		Carnation Pink 506 Poly X-40 218.34 in
5		Country Rose 4 3016 Poly X-40 51.49 in	13		Honeysuckle 525 Poly X-40 29.69 in
6		Avocado 950 Poly X 40- 189.27 in	14		Peachy Pink 508 Poly X-40 105.40 in
7		Swamp Green 953 Poly X-40 25.97 in	15		Country Rose 4 3016 Poly X-40 45.34 in
8		Olive Drab 955 Poly X-40 50.62 in			

 Place Mylar after this color change stitches.












 Remove excess Mylar after this color change stitches.

Purely Gates Embroidery Mylar Rosabella

Design: mrb04

Date: 7/14/2018

Color Analysis











1	 Avocado 950 Poly X 40- 181.86 in	7	 Olive Drab 955 Poly X-40 26.78 in
2	 Swamp Green 953 Poly X-40 32.56 in	8	 Peachy Pink 508 Poly X-40 126.74 in
3	 Olive Drab 955 Poly X-40 48.96 in	9	 Carnation Pink 506 Poly X-40 183.79 in
4	 Peachy Pink 508 Poly X-40 71.47 in	10	 Honeysuckle 525 Poly X-40 36.06 in
5	 Avocado 950 Poly X 40- 1135.39 in	11	 Peachy Pink 508 Poly X-40 73.12 in
6	 Swamp Green 953 Poly X-40 7.61 in	12	 Country Rose 4 3016 Poly X-40 48.29 in

Purely Gates Embroidery Mylar Rosabella

Design: mrb05

Date: 7/14/2018

Color Analysis


- | | | | | | |
|---|---|--|----|---|--|
| 1 |  | Avocado
950 Poly X 40-
160.05 in | 6 |  | Peachy Pink
508 Poly X-40
160.85 in |
| 2 |  | Swamp Green
953 Poly X-40
25.03 in | 7 |  | Carnation Pink
506 Poly X-40
215.05 in |
| 3 |  | Olive Drab
955 Poly X-40
67.39 in | 8 |  | Honeysuckle
525 Poly X-40
47.40 in |
| 4 |  | Peachy Pink
508 Poly X-40
45.80 in | 9 |  | Peachy Pink
508 Poly X-40
92.53 in |
| 5 |  | Avocado
950 Poly X 40-
870.04 in | 10 |  | Country Rose 4
3016 Poly X-40
57.50 in |


Purely Gates Embroidery Mylar Rosabella


Design: mrb06


Date: 7/14/2018


Color Analysis


1  Peachy Pink
508 Poly X-40
79.05 in


2  Avocado
950 Poly X 40-
919.98 in


3  Swamp Green
953 Poly X-40
14.29 in

4  Olive Drab
955 Poly X-40
42.32 in


5  Peachy Pink
508 Poly X-40
217.33 in


6  Carnation Pink
506 Poly X-40
265.43 in

7  Honeysuckle
525 Poly X-40
34.20 in

8  Peachy Pink
508 Poly X-40
115.86 in

9  Country Rose 4
3016 Poly X-40
85.04 in

 **Place Mylar after this color change stitches.**












 **Remove excess Mylar after this color change stitches.**

Purely Gates Embroidery Mylar Rosabella

Design: mrb07

Date: 7/14/2018

Color Analysis

- | | |
|--|--|
| <p>1  Peachy Pink
508 Poly X-40
67.59 in</p> <p>2  Avocado
950 Poly X 40-
731.52 in</p> <p>3  Swamp Green
953 Poly X-40
38.58 in</p> <p>4  Olive Drab
955 Poly X-40
46.58 in</p> <p>5  Peachy Pink
508 Poly X-40
328.34 in</p> | <p>6  Carnation Pink
506 Poly X-40
414.43 in</p> <p>7  Honeysuckle
525 Poly X-40
86.08 in</p> <p>8  Peachy Pink
508 Poly X-40
186.70 in</p> <p>9  Country Rose 4
3016 Poly X-40
101.34 in</p> <p> Place Mylar after this color change stitches.</p> <p> Remove excess Mylar after this color change stitches.</p> |
|--|--|

Purely Gates Embroidery Mylar Rosabella

Design: mrb08

Date: 7/14/2018

Color Analysis

1



Carnation Pink
506 Poly X-40
53.23 in

2



Avocado
950 Poly X 40-
755.96 in

3



Swamp Green
953 Poly X-40
21.67 in

4



Olive Drab
955 Poly X-40
36.80 in

5



Peachy Pink
508 Poly X-40
370.07 in

6



Carnation Pink
506 Poly X-40
489.62 in

7



Honeysuckle
525 Poly X-40
60.04 in

8



Peachy Pink
508 Poly X-40
214.64 in

9



Country Rose 4
3016 Poly X-40
96.41 in



Place Mylar after this color change stitches.



Remove excess Mylar after this color change stitches.

Purely Gates Embroidery Mylar Rosabella

Design: mrb09

Date: 7/14/2018

Color Analysis

1		Avocado 950 Poly X 40- 51.22 in			Carnation Pink 506 Poly X-40 255.93 in
2		Swamp Green 953 Poly X-40 5.00 in	8		Honeysuckle 525 Poly X-40 53.53 in
3		Olive Drab 955 Poly X-40 9.37 in	9		Peachy Pink 508 Poly X-40 116.06 in
4		Peachy Pink 508 Poly X-40 88.48 in	10		Country Rose 4 3016 Poly X-40 65.22 in
5		Avocado 950 Poly X 40- 794.14 in	11		Green Onion 983 Poly X-40 48.16 in
		Peachy Pink 508 Poly X-40 185.15 in	 Place Mylar after this color change stitches.  Remove excess Mylar after this color change stitches.		

Purely Gates Embroidery Mylar Rosabella


Design: mrb10

Date: 7/14/2018

Color Analysis

1



 Peachy Pink
508 Poly X-40
28.16 in


2



 Avocado
950 Poly X-40-
1054.06 in


3



 Swamp Green
953 Poly X-40
37.32 in


4



 Olive Drab
955 Poly X-40
63.84 in


5



 Peachy Pink
508 Poly X-40
282.11 in


6



 Carnation Pink
506 Poly X-40
356.63 in


7



 Honeysuckle
525 Poly X-40
62.70 in


8



 Peachy Pink
508 Poly X-40
135.51 in

9



 Country Rose 4
3016 Poly X-40
66.43 in



Place Mylar after this color change stitches.



Remove excess Mylar after this color change stitches.

Purely Gates Embroidery Mylar Rosabella


Design: mrb11

Date: 7/14/2018

Color Analysis


1



 Peachy Pink
508 Poly X-40
62.05 in


6



 Carnation Pink
506 Poly X-40
317.83 in


2



 Avocado
950 Poly X-40-
646.70 in


7



 Honeysuckle
525 Poly X-40
64.54 in


3



 Swamp Green
953 Poly X-40
24.72 in


8



 Peachy Pink
508 Poly X-40
126.96 in


4



 Olive Drab
955 Poly X-40
42.53 in


9



 Country Rose 4
3016 Poly X-40
74.53 in

5



 Peachy Pink
508 Poly X-40
248.49 in



Place Mylar after this color change stitches.























Remove excess Mylar after this color change stitches.



Purely Gates Embroidery Mylar Rosabella

Design: mrb12

Date: 7/14/2018

Color Analysis

1		 Avocado 950 Poly X 40- 195.50 in	6		 Peachy Pink 508 Poly X-40 362.09 in
2		 Swamp Green 953 Poly X-40 32.68 in	7		 Carnation Pink 506 Poly X-40 447.26 in
3		 Olive Drab 955 Poly X-40 46.45 in	8		 Honeysuckle 525 Poly X-40 29.25 in
4		 Peachy Pink 508 Poly X-40 36.86 in	9		 Peachy Pink 508 Poly X-40 221.68 in
5		 Avocado 950 Poly X 40- 852.99 in	10		 Country Rose 4 3016 Poly X-40 114.83 in









-  Place Mylar after this color change stitches.
-  Remove excess Mylar after this color change stitches.



Purely Gates Embroidery Mylar Rosabella

Design: mrb13

Date: 7/14/2018

Color Analysis

1		Avocado 950 Poly X 40- 146.36 in	5		Carnation Pink 506 Poly X-40 276.57 in
2		Swamp Green 953 Poly X-40 17.05 in	6		Honeysuckle 525 Poly X-40 64.38 in
3		Olive Drab 955 Poly X-40 33.75 in	7		Peachy Pink 508 Poly X-40 140.02 in
4		Peachy Pink 508 Poly X-40 205.80 in	8		Country Rose 4 3016 Poly X-40 63.95 in









-  Place Mylar after this color change stitches.
-  Remove excess Mylar after this color change stitches.


Purely Gates Embroidery Mylar Rosabella

Design: mrb14

Date: 7/14/2018

Color Analysis

1	 Avocado 950 Poly X 40- 81.85 in	5	 Carnation Pink 506 Poly X-40 293.11 in
2	 Swamp Green 953 Poly X-40 11.05 in	6	 Honeysuckle 525 Poly X-40 46.29 in
3	 Olive Drab 955 Poly X-40 31.91 in	7	 Peachy Pink 508 Poly X-40 173.96 in
4	 Peachy Pink 508 Poly X-40 226.88 in	8	 Country Rose 4 3016 Poly X-40 71.81 in









-  Place Mylar after this color change stitches.
-  Remove excess Mylar after this color change stitches.



Purely Gates Embroidery Mylar Rosabella

Design: mrb15

Date: 7/14/2018

Color Analysis

1		Avocado 950 Poly X 40- 104.48 in	5		Carnation Pink 506 Poly X-40 218.67 in
2		Swamp Green 953 Poly X-40 7.61 in	6		Honeysuckle 525 Poly X-40 29.69 in
3		Olive Drab 955 Poly X-40 25.43 in	7		Peachy Pink 508 Poly X-40 105.40 in
4		Peachy Pink 508 Poly X-40 160.60 in	8		Country Rose 4 3016 Poly X-40 45.34 in









-  Place Mylar after this color change stitches.
-  Remove excess Mylar after this color change stitches.


Purely Gates Embroidery Mylar Rosabella

Design: mrb16

Date: 7/14/2018

Color Analysis

1		Avocado 950 Poly X 40- 107.70 in	5		Carnation Pink 506 Poly X-40 183.79 in
2		Swamp Green 953 Poly X-40 7.61 in	6		Honeysuckle 525 Poly X-40 36.06 in
3		Olive Drab 955 Poly X-40 26.83 in	7		Peachy Pink 508 Poly X-40 73.12 in
4		Peachy Pink 508 Poly X-40 126.74 in	8		Country Rose 4 3016 Poly X-40 48.29 in













-  Place Mylar after this color change stitches.
-  Remove excess Mylar after this color change stitches.



Purely Gates Embroidery Mylar Rosabella

Design: mrb17

Date: 7/14/2018

Color Analysis

1		 Avocado 950 Poly X 40- 47.93 in	4		 Honeysuckle 525 Poly X-40 25.35 in
2		 Peachy Pink 508 Poly X-40 96.93 in	5		 Peachy Pink 508 Poly X-40 56.01 in
3		 Carnation Pink 506 Poly X-40 127.46 in	6		 Country Rose 4 3016 Poly X-40 31.38 in









-  **Place Mylar after this color change stitches.**
-  **Remove excess Mylar after this color change stitches.**


Purely Gates Embroidery Mylar Rosabella


Design: mrb18

Date: 7/14/2018

Color Analysis

- | | | | |
|---|---|---|--|
| 1 |  Avocado
950 Poly X 40-
182.23 in | 5 |  Carnation Pink
506 Poly X-40
265.43 in |
| 2 |  Swamp Green
953 Poly X-40
14.29 in | 6 |  Honeysuckle
525 Poly X-40
34.20 in |
| 3 |  Olive Drab
955 Poly X-40
41.97 in | 7 |  Peachy Pink
508 Poly X-40
115.86 in |
| 4 |  Peachy Pink
508 Poly X-40
217.33 in | 8 |  Country Rose 4
3016 Poly X-40
85.04 in |

 **Place Mylar after this color change stitches.**

 **Remove excess Mylar after this color change stitches.**

Purely Gates Embroidery Mylar Rosabella

Design: mrb19

Date: 7/14/2018

Color Analysis

1



Avocado
950 Poly X 40-
158.40 in

2



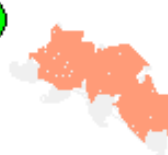
Swamp Green
953 Poly X-40
24.64 in

3



Olive Drab
955 Poly X-40
36.34 in

4



Peachy Pink
508 Poly X-40
211.86 in

5



Carnation Pink
506 Poly X-40
285.14 in

6



Honeysuckle
525 Poly X-40
55.62 in

7



Peachy Pink
508 Poly X-40
126.61 in

8



Country Rose 4
3016 Poly X-40
80.24 in



Place Mylar after this color change stitches.



















Remove excess Mylar after this color change stitches.

Purely Gates Embroidery Mylar Rosabella

Design: mrb20

Date: 7/14/2018

Color Analysis







1		 Avocado 950 Poly X 40- 181.78 in	5		 Carnation Pink 506 Poly X-40 287.38 in
2		 Swamp Green 953 Poly X-40 12.49 in	6		 Honeysuckle 525 Poly X-40 35.69 in
3		 Olive Drab 955 Poly X-40 26.93 in	7		 Peachy Pink 508 Poly X-40 125.65 in
4		 Peachy Pink 508 Poly X-40 215.63 in	8		 Country Rose 4 3016 Poly X-40 70.54 in



Purely Gates Embroidery Mylar Rosabella

Design: mrb21

Date: 7/14/2018

Color Analysis

1		Avocado 950 Poly X 40- 223.43 in	4		Honeysuckle 525 Poly X-40 53.53 in
2		Peachy Pink 508 Poly X-40 185.59 in	5		Peachy Pink 508 Poly X-40 116.06 in
3		Carnation Pink 506 Poly X-40 256.37 in	6		Country Rose 4 3016 Poly X-40 135.18 in









-  **Place Mylar after this color change stitches.**
-  **Remove excess Mylar after this color change stitches.**


Purely Gates Embroidery Mylar Rosabella


Design: mrb22

Date: 7/14/2018

Color Analysis

- | | | | |
|---|---|---|--|
| 1 |  Avocado
950 Poly X 40-
205.06 in | 5 |  Carnation Pink
506 Poly X-40
356.63 in |
| 2 |  Swamp Green
953 Poly X-40
18.43 in | 6 |  Honeysuckle
525 Poly X-40
62.70 in |
| 3 |  Olive Drab
955 Poly X-40
30.97 in | 7 |  Peachy Pink
508 Poly X-40
135.51 in |
| 4 |  Peachy Pink
508 Poly X-40
282.11 in | 8 |  Country Rose 4
3016 Poly X-40
66.43 in |

 Place Mylar after this color change stitches.

 Remove excess Mylar after this color change stitches.

Purely Gates Embroidery Mylar Rosabella

Design: mrb23

Date: 7/14/2018

Color Analysis

1



Avocado
950 Poly X 40-
187.16 in

2



Swamp Green
953 Poly X-40
24.72 in

3



Olive Drab
955 Poly X-40
42.53 in

4



Peachy Pink
508 Poly X-40
248.49 in

5



Carnation Pink
506 Poly X-40
317.83 in

6



Honeysuckle
525 Poly X-40
64.54 in

7



Peachy Pink
508 Poly X-40
126.96 in

8



Country Rose 4
3016 Poly X-40
74.53 in



Place Mylar after this color change stitches.











Remove excess Mylar after this color change stitches.



Purely Gates Embroidery Mylar Rosabella

Design: mrb24

Date: 7/14/2018

Color Analysis

1	 Avocado 950 Poly X 40- 154.10 in	5	 Carnation Pink 506 Poly X-40 447.26 in
2	 Swamp Green 953 Poly X-40 23.21 in	6	 Honeysuckle 525 Poly X-40 29.25 in
3	 Olive Drab 955 Poly X-40 30.51 in	7	 Peachy Pink 508 Poly X-40 221.68 in
4	 Peachy Pink 508 Poly X-40 362.09 in	8	 Country Rose 4 3016 Poly X-40 114.83 in

-  Place Mylar after this color change stitches.
-  Remove excess Mylar after this color change stitches.

Purely Gates Embroidery Mylar Rosabella


Design: mrb25

Date: 7/14/2018

Color Analysis


1



 Peachy Pink
508 Poly X-40
72.77 in

2



 Avocado
950 Poly X 40-
992.97 in


This is not a Mylar design.


Purely Gates Embroidery Mylar Rosabella


Design: mrb26

Date: 7/14/2018

Color Analysis

1  Avocado
950 Poly X 40-
86.06 in

2  Swamp Green
953 Poly X-40
6.11 in

3  Olive Drab
955 Poly X-40
23.81 in

4  Peachy Pink
508 Poly X-40
40.38 in

5  Avocado
950 Poly X 40-
571.79 in

This is not a Mylar design.

Purely Gates Embroidery Mylar Rosabella

Design: mrb27

Date: 7/14/2018

Color Analysis

1



Avocado
950 Poly X 40-
120.91 in

2



Swamp Green
953 Poly X-40
16.93 in

3



Olive Drab
955 Poly X-40
48.87 in

4



Peachy Pink
508 Poly X-40
31.42 in

5



Avocado
950 Poly X 40-
614.04 in

This is not a Mylar design.

Purely Gates Embroidery Mylar Rosabella

Design: mrb28

Date: 7/14/2018

Color Analysis

1  Avocado
950 Poly X 40-
51.22 in



2  Swamp Green
953 Poly X-40
5.00 in



3  Olive Drab
955 Poly X-40
9.37 in



4  Peachy Pink
508 Poly X-40
61.56 in



5  Avocado
950 Poly X 40-
639.03 in



This is not a Mylar design.

Purely Gates Embroidery Mylar Rosabella

Design: mrb29

Date: 7/14/2018

Color Analysis

1



Avocado
950 Poly X 40-
54.43 in

2



Swamp Green
953 Poly X-40
10.14 in

3



Olive Drab
955 Poly X-40
17.30 in

4



Peachy Pink
508 Poly X-40
40.51 in

5



Green Onion
983 Poly X-40
720.87 in

This is not a Mylar design.

Purely Gates Embroidery Mylar Rosabella

Design: mrb30

Date: 7/14/2018

Color Analysis

1



■ Peachy Pink
508 Poly X-40
49.83 in

2



■ Avocado
950 Poly X 40-
430.87 in

This is not a Mylar design.