



Virtual Sewing Guild

and

Pickle Pie Designs

# In the Hoop Embroidery

with

Pickle Pie<sup>TM</sup>  
DESIGNS

---



# What the heck is 'in the hoop'?

- Fast and easy digitized sewing patterns
- Your embroidery machine does the work
- Beautiful, consistent results



# About Lisa Archer...

- Founder & Creative Director,  
Pickle Pie Designs
- BERNINA Spokesperson
- Author, Modern Machine Embroidery
- Columnist, Creative Machine Embroidery Magazine
- Craftsy Instructor
- Single Mom to two amazing kids!
- Lives in the central North Carolina



# How do 'in the hoop' designs work?

- Step by step instructions - buy designs with photos of each step
- Color stops
- Layering materials as you go

# No need to hoop...

**In the hoop designs usually consist of layers of materials so there's no need to fuss with hooping! Instead of hooping, you'll need some tricks to keep your materials steady.**

- Embroidery Tape - RNK Embroidery Perfection Tape
- Spray Adhesive - use in well-ventilated area
- Pins - keep out of stitch area!

# They' re easy as pie!

Let's walk through the steps of a very basic 'in the hoop' design. This design is called "Easy as Pie Tissue Case"...




**Note:** These instructions are condensed to fit in the webinar time frame.

- Hoop stabilizer only, load design
- Sew stitch sequence 1 to create a placement line on the stabilizer







- Place fabric w/ fold on the line




- Sew stitch sequence 2




- Place second fabric, with fold overlapping the first fabric




- Sew stitch sequence 3



- Stack third and fourth piece of fabric, WST. Center them over the project. Tape in place.



- Sew stitch sequence 4 to complete the stitching



- Trim the project



- Turn right side out to complete



# Endless 'in the hoop' projects...

- Zipper cases - from simple to sophisticated!



**Easy as Pie Zipper Cases**



**Charlene  
Crossbody Bags**

- Cases for tablets & mobile phones



**Chloe Phone Wristlet Cases**



**Chloe Tablet Crossbody Bags**

- Home Decor items



**Perfect Mug Rugs**



# Embroidery Software...

Q: Do I need software?

A: Not necessarily (but you should consider it!)

I use BERNINA Embroidery Software V8

- User-friendly
- Dealer Support
- Tutorials online

# Break time!

After the break....

- Learn how to make a zipper case
- My favorite embroidery tools
- First ever online Trunk Show!



# Bundle Offers!

**We have 3 exciting bundle offers filled with my most popular “in the hoop” embroidery designs...**

**Webinar Special: Easy as Pie**

**Webinar Super Special: Have your Cake & Eat it, too**

**Webinar Super Duper Special: Everything but the Kitchen Sink**

# Webinar Special: Easy as Pie...



To purchase, visit  
[www.VirtualSewingGuild.net](http://www.VirtualSewingGuild.net)

# Webinar Special: Easy as Pie...

Just \$28.70

Save over 20% (Reg. \$36.96)

- Easy as Pie Tissue Cases (reg. \$7.99)
- Easy as Pie Eyeglass Cases (reg. \$8.99)
- Easy as Pie Zipper Case (reg. \$9.99)
- Perfect Coasters (reg. \$9.99)
- BONUS! savings Coupon on your next purchase at [www.picklepiedesigns.com](http://www.picklepiedesigns.com)

To purchase, visit  
[www.VirtualSewingGuild.net](http://www.VirtualSewingGuild.net)



# Webinar Super Special:

To purchase, visit [www.VirtualSewingGuild.net](http://www.VirtualSewingGuild.net)



# Webinar Super Special:

Just \$87.99

Save over 30% (Reg. \$128.95)

- Charlene Crossbody Zipper Bags in 4 sizes (reg. \$34.99)
- Chloe Crossbody Tablet Cases (reg. \$34.99)
- Chloe Mobile Phone Wristlet Cases (reg. \$32.99)
- Tea Bag Holders (reg. \$8.99)
- You're My Cup of Tea Appliqués (reg. \$4)
- Perfect Mug Rugs (reg. \$12.99)
- BONUS 30% savings Coupon on your next purchase at [www.PicklePieDesigns.com](http://www.PicklePieDesigns.com)



To purchase, visit  
[www.VirtualSewingGuild.net](http://www.VirtualSewingGuild.net)

# Webinar Super-Duper Special:

Just \$96.99

Save over 40% (Reg. \$165.91)

To purchase, visit

[www.VirtualSewingGuild.net](http://www.VirtualSewingGuild.net)





# Webinar Super-Duper Special:

Just \$96.99 - save over 40%!

Everything from both Collections above at 40% savings!

- Charlene Crossbody Zipper Bags in 4 sizes (reg. \$34.99)
- Chloe Crossbody Tablet Cases (reg. \$34.99)
- Chloe Mobile Phone Wristlet Cases (reg. \$32.99)
- Tea Bag Holders (reg. \$8.99)
- You're My Cup of Tea Appliqués (reg. \$4)
- Perfect Mug Rugs (reg. \$12.99)
- Easy as Pie Tissue Cases (reg. \$7.99)
- Easy as Pie Eyeglass Cases (reg. \$8.99)
- Easy as Pie Zipper Case (reg. \$9.99)
- Perfect Coasters (reg. \$9.99)
- 40% savings Coupon on your next purchase at [www.PicklePieDesigns.com](http://www.PicklePieDesigns.com)



To purchase, visit [www.VirtualSewingGuild.net](http://www.VirtualSewingGuild.net)

*Sew Timeless*  
Modern Sewing for the Modern Woman  
Toll Free: 877-870-691

*Sarah Vedeler*  
DESIGNS

*Pam*  
*Damour*  
The Decorating Diva

*Margaret Moorehead's*  
Virtual Sewing Guild

# 2016 Guest Presenters



*Margaret Moorehead*



*Patricia Gates*

*Lindee Goodall*

*Rhonda Pierce*

*Lisa Archer*



# The easiest way to insert a zipper!

Let's look at how it's done...



**Note:** These instructions are condensed to fit in the webinar time frame.

- Sew stitch sequence 1 - placement line for zipper




- Place your zipper, then tape



- Sew stitch sequence 2

The hard part is DONE!




- Place Fabric 1 above the zipper teeth, then sew stitch sequence 2



**Note that my full instructions are much more detailed...**

“Take the 5” x 1” folded fabric. Align the fold directly above the zipper teeth. Tape in place along the sides of the fabric. “

- Place Fabric 2 below the zipper teeth, then sew stitch sequence 3



- Pull zipper pull 2/3 of the way



- Place ribbon tab/clasp




- Place final fabric, stitch final stitch sequence





- Remove from hoop, then trim



- Turn right side out



That's all there is to  
zipper 'in the hoop' !



# Favorite Stabilizers

- Tearaway Stabilizer - used for 75% of my ITH designs
- Sticky Tearaway Stabilizer - great for knits
- Mesh Cutaway Stabilizer
- Fusible Mesh Cutaway Stabilizer

## Brands to try...

- Floriani
- OESD
- Sulky



# Monograms on Pickle Pie Designs Files

Already built-in!



# Other Useful Supplies...

- Water Soluble Topping
- Heat Soluble Topping
- Teflon Mesh Ironing Mat
- Clover Point to Point Turner



# Favorite Threads...

- Polyester Embroidery Thread - Floriani
- Metallic Thread - Floriani
- Bobbin Thread - The Finishing Touch 60 wt.
- Variegated Thread
- Rayon Thread



# More on Thread...

## Other Brands to try...

- Sulky
- Isacord
- Robison Anton
- Superior Threads



# Let's have a Trunk Show!

## Chloe Crossbody Tablets Bags





# Chloe Wristlet Phone Case

- Fits all mobile phones
- Comes with phone size chart



# Warm Wishes Gift Card & Treat Holders

- Great for holidays or year-round!



# Snowman & Snowgirl Candy Cane Holders

- Double as ornaments & gift tags!
- Personalize them!



# Vine Monogram Appliques

- Clothing
- Pillows
- Towels
- Shower Curtains....



# Christmas Gift Bags



# Webinar Special: Easy as Pie...

Just \$28.70

Save over 20% (Reg. \$36.96)

- Easy as Pie Tissue Cases (reg. \$7.99)
- Easy as Pie Eyeglass Cases (reg. \$8.99)
- Easy as Pie Zipper Case (reg. \$9.99)
- Perfect Coasters (reg. \$9.99)
- BONUS! savings Coupon on your next purchase at [www.picklepiedesigns.com](http://www.picklepiedesigns.com)

To purchase, visit  
[www.VirtualSewingGuild.net](http://www.VirtualSewingGuild.net)



# Webinar Super Special:

Just \$87.99

Save over 30% (Reg. \$128.95)

- Charlene Crossbody Zipper Bags in 4 sizes (reg. \$34.99)
- Chloe Crossbody Tablet Cases (reg. \$34.99)
- Chloe Mobile Phone Wristlet Cases (reg. \$32.99)
- Tea Bag Holders (reg. \$8.99)
- You're My Cup of Tea Appliqués (reg. \$4)
- Perfect Mug Rugs (reg. \$12.99)
- BONUS 30% savings Coupon on your next purchase at [www.PicklePieDesigns.com](http://www.PicklePieDesigns.com)



To purchase, visit  
[www.VirtualSewingGuild.net](http://www.VirtualSewingGuild.net)

# Webinar Super-Duper Special:

Just \$96.99

Save over 40% (Reg. \$165.91)

Everything from both Collections above at 40% savings!

- Charlene Crossbody Zipper Bags in 4 sizes (reg. \$34.99)
- Chloe Crossbody Tablet Cases (reg. \$34.99)
- Chloe Mobile Phone Wristlet Cases (reg. \$32.99)
- Tea Bag Holders (reg. \$8.99)
- You're My Cup of Tea Appliqués (reg. \$4)
- Perfect Mug Rugs (reg. \$12.99)
- Easy as Pie Tissue Cases (reg. \$7.99)
- Easy as Pie Eyeglass Cases (reg. \$8.99)
- Easy as Pie Zipper Case (reg. \$9.99)
- Perfect Coasters (reg. \$9.99)
- 40% savings Coupon on your next purchase at [www.PicklePieDesigns.com](http://www.PicklePieDesigns.com)



To purchase, visit [www.VirtualSewingGuild.net](http://www.VirtualSewingGuild.net)



# Thanks for joining me!

f

## Order your Pickle Pie Designs Bundle today!

Pickle Pie<sup>TM</sup>  
DESIGNS

[www.picklepiedesigns.com](http://www.picklepiedesigns.com)



[facebook.com/picklepiedesigns](https://facebook.com/picklepiedesigns)



[pinterest.com/picklepiedesign](https://pinterest.com/picklepiedesign)



[info@picklepiedesigns.com](mailto:info@picklepiedesigns.com)

# Thank You!

And now it's time for you to enjoy  
creating your own fabulous  
Pickle Pie, In the Hoop Projects!

