



*Margaret Moorehead's*


# Virtual Sewing Guild Webinar Series



**Margaret Moorehead**

Virtual Sewing Guild

**February  
2017**



Designs. Color. Size. Proportion. Twin Needles. Piped Prairie Points  
Repetition. Inspiration. Placement  
Margaret Moorehead will take you from...



**AVERAGE TO AWESOME**





## Choosing Colors

Find a piece of fabric made up of colors you love and match your threads, and/or other fabrics to it.





Choosing Colors

Choosing Colors






# Choosing colors





## Choosing colors







OR, find a collection of fabrics you love and then match your threads.

Note: Lots of different fabrics have been used so I have chosen to use a very limited thread color pallet

# Inspiration





# Color Inspiration Home Dec Nuetrals





# Color Inspiration Home Dec

P  
R  
I  
M  
A  
R  
Y



C  
O  
L  
O  
R  
S





# Color Inspiration Home Dec 1970's Trendy Colors





Color choices really change a project



Note: Sheer reverse appliqué technique with the grid couching is a great “Background Detail”, plus we have repetition!



Same Project  
Different Colors





Lots of color variations here!

Note: We also have repetition, dimension and background detail





## COLOR

Sometimes you will use numerous colors, sometimes very few colors.





A Pop of color can make a  
HUGE  
Difference







## Embroidery Designs




- Embroidery Designs can be simple
- Embroidery Designs can be complex or detailed
- Most of the time, the Embroidery Design ALONE does not give us that “WOW” factor



# Embroidery Designs

## Repetition & Placement





# Embroidery Designs

## Repetition & Placement





# Embroidery Designs

## Repetition





# Embroidery Designs

## Repetition and Placement



Added detail: ruffle and lace, twin needle pintuck background

# Placement

A place for the eye to rest





## Placement

Design is smaller than the finished block



# Embroidery Designs



*A place  
for the  
eye to  
rest*

Note:  
Backgrounds  
usually go into  
the seam  
allowances







# Embroidery Designs

## Size and Placement





# Embroidery Designs

## **Size/Placement**





# Embroidery Designs

## Size and Placement



Added detail: Bow  
Color: Dark Purple/light purple





# Embroidery Designs

## Placement





Texture. Lace and Ruffles. Decorative Stitches.  
Twin Needle Work. Piped Prairie Points



**AVERAGE TO AWESOME**



## Join Us

### *Products, Classes and Memberships*

#### Create your Free Membership Account NOW!

Unlimited access to Free Membership content

Invitations to all the Virtual Sewing Guild Free Webinars



Note: You will need to create your FREE membership prior to making any purchases on this site, so create your FREE membership now and start enjoying the information available to you as a FREE member.

#### **Creating your account is a two part process.**

First you choose fill out the form with your name and email.

**SECOND:** An email is sent to you. You will click on a link in that email to be taken to a page where you will choose your username and password.

*Your account will not work until you have completed the second step in the process of creating your account, so please be sure to get that email and click on the link! If you need help, just email your username and password to [VirtualSewingGuild@gmail.com](mailto:VirtualSewingGuild@gmail.com)*

# Virtual Sit and Sew Membership

**NEW!**

Margaret Moorehead's  
Virtual Sewing Guild

## 2017 Virtual Sit and Sew Membership

Become a Virtual Sit and Sew Member and

- ★ Get expert answers to your sewing questions
- ★ Have designated time for your sewing
- ★ Be inspired from other Sit and Sew Members
- ★ Show others your own wonderful creations



✓  
This is one  
hour per  
month of  
"scheduled  
sewing time"  
for YOU!

✓  
Enjoy "sewing"  
with others  
virtually, from  
the comfort of  
your own  
home!

✓  
Learn from  
Margaret as  
she is finishing  
up UFO's of  
her own!



Regular Price: \$120

Webinar Special Price: only **\$67**  
save over 40%!

# Webinar Memberships

Save over  
40%



## **Includes:**

**10 Virtual Sewing Guild Webinar Recordings  
Presentation Documents for all 10 webinars**

**Presentation documents and the recordings are download-  
able so you can have them in your sewing library FOREVER.**

**Great Presenters! Professional Information!  
Tons of tips, tricks and sewing info for you to enjoy  
at your convenience!**

Regular Price: \$200

Webinar Special Price: **\$117**



**NEW!**



Margaret Moorehead's  
Virtual Sewing Guild

## ***2017 Create It Membership***

- ✿ Enjoy 8 Fabulous sewing, quilting, and/or embroidery projects
- ✿ Get more done in less time with detailed written and video instructions.
- ✿ No more purchasing embroidery designs for your projects.
- ✿ Professional techniques revealed



**You get clear, understandable and detailed Videos of all the projects.**

**All videos, directions and designs can be downloaded to your computer so you can have it ALL in your sewing library FOREVER!**

**Regular Price: \$200**

**Webinar Special Price: \$117**

[VirtualSewingGuild.net](http://VirtualSewingGuild.net)

If you want it **ALL** this is the membership for you...

Save  
**OVER**  
50%



Margaret Moorehead's  
Virtual Sewing Guild

## 2017 Premium Membership

Includes:

- ★ 10 webinar Recordings and Presentation documents
- ★ 8 projects with detailed videos and written directions
- ★ 12 Virtual Sit and Sew Events: Sewing, Question and Answer Time, and Inspiration from member Show and Tell
- ★ 4 Personal calls with Margaret to have your sewing questions answered



Download the videos and written directions and have them in your sewing library **FOREVER!**

Tips tricks and techniques from the Best of the Best in the Sewing, Quilting and Embroidery Industry



**Bonuses:**  
Personal Calls  
Emails support

Regular Price: \$520

Webinar Special Price: **\$257**

[VirtualSewingGuild.net](http://VirtualSewingGuild.net)



*Margaret Moorehead's*

# Virtual Sewing Guild

Webinar Series  
*Starting Line-up*



Linda McGehee  
Ghee's



Margaret Moorehead  
Virtual Sewing Guild



Judy Kessinger  
Fit Nice Systems



Michelle Dorsey  
SewMichelle




Linda Winner  
Winner Designs



and  
MORE



# Added elements and/or techniques



Background stitches and texture



Added elements and/or techniques

Texture/Dimension





Added elements and/or techniques

Texture





Added elements and/or techniques

Texture/Dimension





# Added elements and/or techniques



Hard and soft surfaces/Dimension





# Added elements and/or techniques

## Lace






# Added elements and/or techniques

## Ruffles and Lace





Ruffles plus a  
“Pop of Color”





# Ruffles and Borders






# Frame Borders





## Twin Needles





# Twin Needles

Twin Needle background





# Twin Needles



Traditional Twin Needle Pintucks

[VirtualSewingGuild.net](http://VirtualSewingGuild.net)





# Twin Needles





## Decorative Stitches





# Decorative Stitches





# Decorative Stitches



# Decorative Stitches







Piped Prairie Points




## Piped Prairie Points





## Piped Prairie Points







# Piped Prairie Points



# Virtual Sit and Sew Membership

**NEW!**

Margaret Moorehead's  
Virtual Sewing Guild

## 2017 Virtual Sit and Sew Membership

Become a Virtual Sit and Sew Member and

- ★ Get expert answers to your sewing questions
- ★ Have designated time for your sewing
- ★ Be inspired from other Sit and Sew Members
- ★ Show others your own wonderful creations



✓  
This is one  
hour per  
month of  
"scheduled  
sewing time"  
for YOU!

✓  
Enjoy "sewing"  
with others  
virtually, from  
the comfort of  
your own  
home!

✓  
Learn from  
Margaret as  
she is finishing  
up UFO's of  
her own!



Regular Price: \$120

Webinar Special Price: only **\$67**  
save over 40%!

# Webinar Memberships

Save over  
40%



## Includes:

**10 Virtual Sewing Guild Webinar Recordings**  
**Presentation Documents for all 10 webinars**

**Presentation documents and the recordings are download-able so you can have them in your sewing library FOREVER.**

**Great Presenters! Professional Information!**  
**Tons of tips, tricks and sewing info for you to enjoy**  
**at your convenience!**

Regular Price: \$200

Webinar Special Price: **\$117**

**NEW!**



Margaret Moorehead's  
Virtual Sewing Guild

## ***2017 Create It Membership***

- ✿ Enjoy 8 Fabulous sewing, quilting, and/or embroidery projects
- ✿ Get more done in less time with detailed written and video instructions.
- ✿ No more purchasing embroidery designs for your projects.
- ✿ Professional techniques revealed



You get clear, understandable and detailed Videos of all the projects.

All videos, directions and designs can be downloaded to your computer so you can have it ALL in your sewing library FOREVER!

Regular Price: \$520

Webinar Special Price: **\$257**

[VirtualSewingGuild.net](http://VirtualSewingGuild.net)

If you want it **ALL** this is the membership for you...

Save  
**OVER**  
50%



Margaret Moorehead's  
Virtual Sewing Guild

## 2017 Premium Membership

Includes:

- ★ 10 webinar Recordings and Presentation documents
- ★ 8 projects with detailed videos and written directions
- ★ 12 Virtual Sit and Sew Events: Sewing, Question and Answer Time, and Inspiration from member Show and Tell
- ★ 4 Personal calls with Margaret to have your sewing questions answered



Download the videos and written directions and have them in your sewing library **FOREVER!**

Tips tricks and techniques from the Best of the Best in the Sewing, Quilting and Embroidery Industry



**Bonuses:**  
Personal Calls  
Emails support

Regular Price: \$520

Webinar Special Price: **\$257**

[VirtualSewingGuild.net](http://VirtualSewingGuild.net)



*Margaret Moorehead's*

# Virtual Sewing Guild

Webinar Series  
*Starting Line-up*



When you tell me, I forget.  
When you show me, I remember  
When I do it, I understand