



Margaret Moorehead's  
**Virtual Sewing Guild**

February 2019

**FUN, Fit and FASHION**  
with

Judy Kessinger....



**Margaret Moorehead**  
Founder and CEO of Virtual Sewing Guild



# FUN, FIT, and FASHION



[www.fitnicesystem.com](http://www.fitnicesystem.com)

This class is called  
FUN, FIT and  
FASHION because  
you can have all  
three...the easy way!

**FitNice**  
Simple Sewlutions

FitNice brings ways to solve sewing issues one stitch at a time

This book will guide you through well designed notions, techniques and fun projects. Welcome to the beginners, those that have been away from this craft and seasoned sewists.

Complete with QR codes linked to instructional videos

Judy Kessinger

**Fit Doctor**  
FitNice System  
Revolutionize the way you sew.

www.FitNiceSystem.com

**DESIGN IT YOURSELF**  
A FitNice Workbook  
Taking the Stress out of Seamstress

This Book is for ALL skill levels  
Create an entire wardrobe with any basic pattern

JUDY KESSINGER'S  
**FitNice System**  
Revolutionize the way you sew.  
www.FitNiceSystem.com

Every project has an Instructional Video. Just Scan the QR Code on each project and you can watch and follow along with the workbook.

**MASTER TOP**  
PATTERN

Revolutionize the way you sew!

Judy Kessinger's  
**FitNice System**  
Revolutionize the way you sew.

THE ONLY TOP PATTERN YOU WILL EVER NEED TO BUY!

**MASTER PANTS**  
PATTERN

Revolutionize the way you sew!

Judy Kessinger's  
**FitNice System**  
Revolutionize the way you sew.

THE ONLY PANTS PATTERN YOU WILL EVER NEED TO BUY!

My goal is to take the Stress out of Seamstress, starting with Tips and Tricks. Then we will cover easy ways to fit yourself and ending with ideas to create a wardrobe that is both sophisticated and relaxed but stress free and best of all---it fits! I am using 5 pieces— front, back, sleeve and 2 pants legs.



# This is my brand new book



## CHAPTERS:


- Unnecessary Necessary Notions
- Seam Finishes
- Gluing Makes Sewing Easier
- Pick a Pocket for Fashion or Function
- Yes—it's Easy to Sew Zippers
- Easy Collars for Tops and jackets
- Sassy Sleeves
- Tricks and Tips




# Unnecessary Necessary Notions



PLACE BIAS STRIP IN TAPE MAKER  
AND WHEN IT COMES OUT THE  
OTHER SIDE, IT IS FOLDED  
PRESS FOLDED EDGE



## Seam Finishes



**Gluing Makes  
Sewing Easier**



# POCKETS

Again the Easy way  
You can use Pockets  
for FASHION OR  
FUNCTION






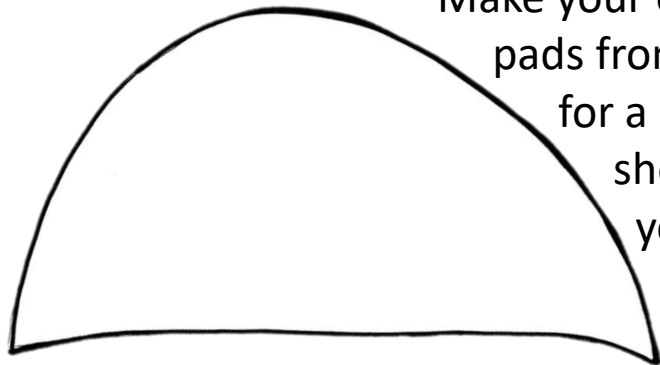
# WHO CAN'T USE TRICKS TO MAKE YOUR SEWING EASIER?



How to use the mirror image button for sewing garments



Use a cleaning pad to have a sparking clean iron



Make your own shoulder pads from French Fuse for a better looking shoulder area of your garment



Pool Noodle equals fabric storage



# *FitNice* MASTER TOP AND PANTS PATTERNS .

These are basic patterns. I teach you how to create your own look starting with this basic! Each come with an hour long video that walks you from measuring to fitting! Wait till you see the amount of pdfs that come with the pattern



# PDFs ready to copy and print for Master Top Pattern



Sewing for Men PDFs



FIXING SOME FITTING ISSUES



GATHERED V CONSTRUCTION



HOW TO CUT A PRINCESS GARME...



HOW TO FINISH SLEEVELESS GAR...



IF YOU NEED A LARGER SIZE PATTE...



LET'S FACE IT...the easy way to cop...



MEASURING FOR MASTER TOP PAT...



ONLY CAP OF SLEEVE



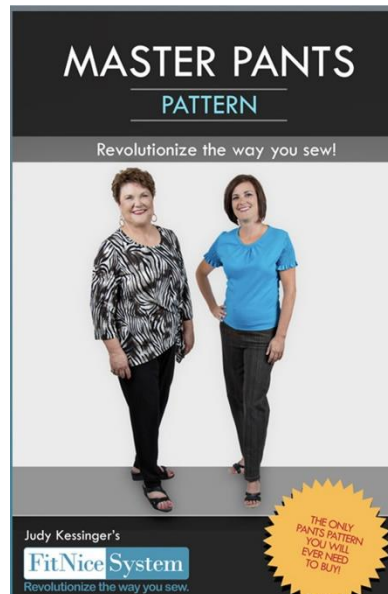
SEWING FOR PRE TEENS AND TEE...



SEWING INSTRUCTIONS FOR MAS...



TheEasyWaytoPerfectFit



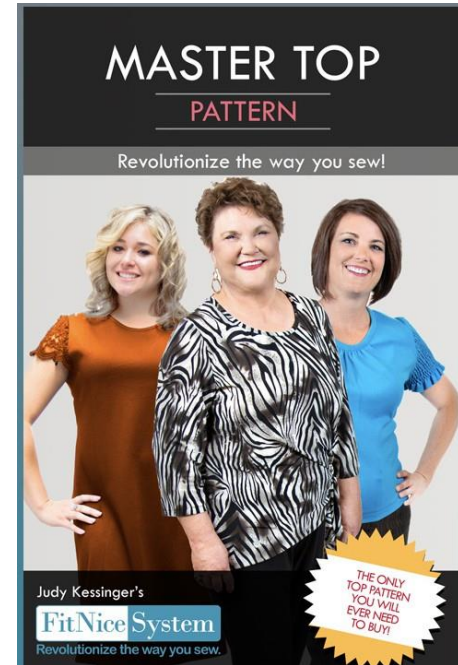

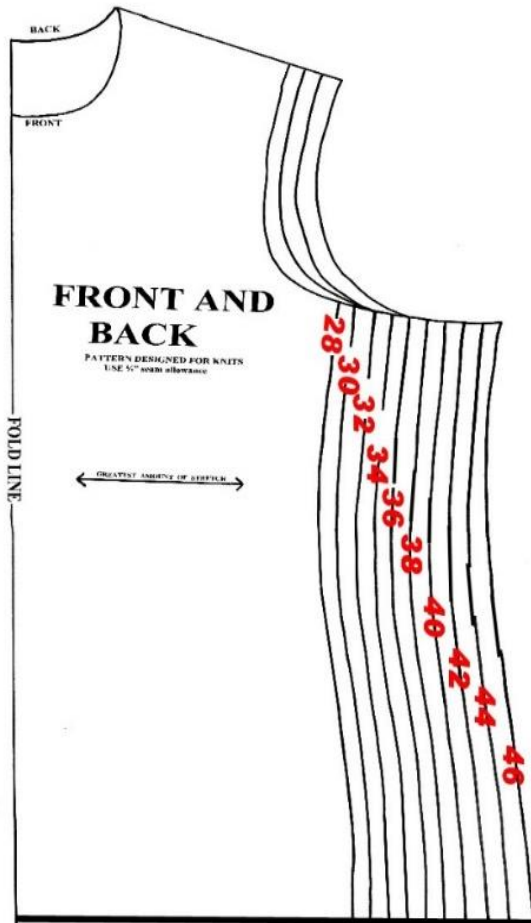
## POCKET PATTERNS

- POP CHANGE THE LOOK OF THE PANTS PATT...
- POP CLASSY..SASSY...CAPRIS finishes
- POP FITTED WAISTBAND
- POP FLY FRONT ZIPPER APPLICATION
- POP HOW TO MAKE PALLAZO PANTS
- POP HOW TO MARK AND SEW DARTS
- POP HOW TO NARROW A LEG
- POP LAPPED AND CENTERED ZIPPERS
- LONG PANTS TO SHORTS DIRECTIONS
- POP MEASURING CHART FOR PANTS PATTERN
- POP SIDE POCKET SEWING INSTRUCTIONS
- POP THE BIAS WAISTBAND
- POP U SHAPED POCKET PATTERN AND SEWI...
- POP U SHAPED POCKET SEWING DIRECTIONS
- POP WAISTBAND WITH ELASTIC IN BACK

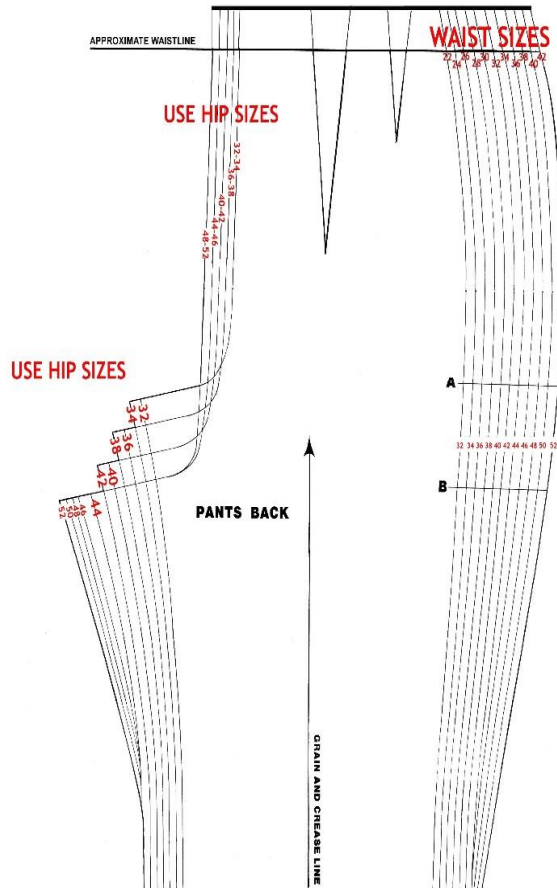
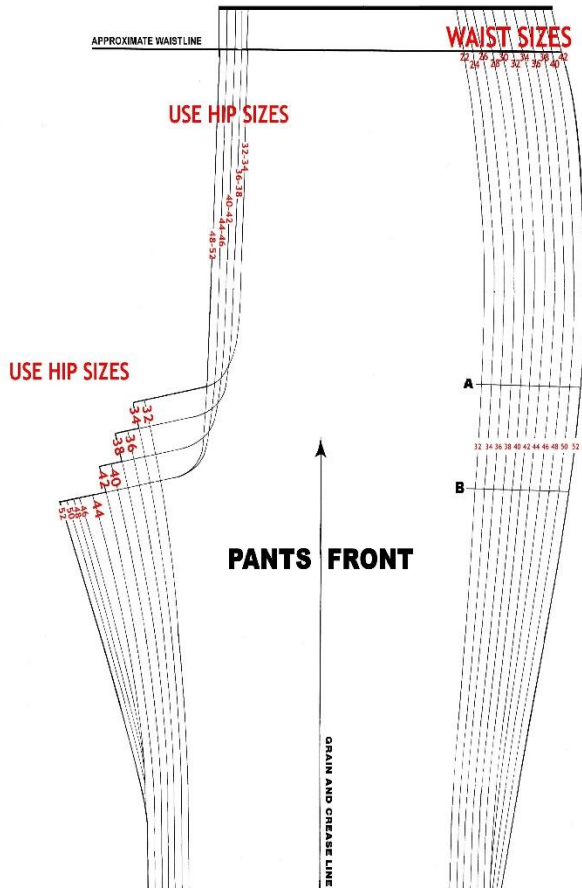


# FitNice MASTER TOP PATTERN

## 3 pieces---front back and sleeve



# FitNice MASTER PANTS



Coming up are the fitting issues that I encounter when I teach -- along with their solutions and then we are going to ADD the Fashion.

**Wait till you see how simple this really is!**



# Webinar Pattern Special

## \$72 Includes US Shipping

- Master Top Pattern, Video and pdfs
- Master Pants Pattern, Video and pdfs

Retail \$80

VirtualSewingGuild.net



### Sewing for Men PDFs

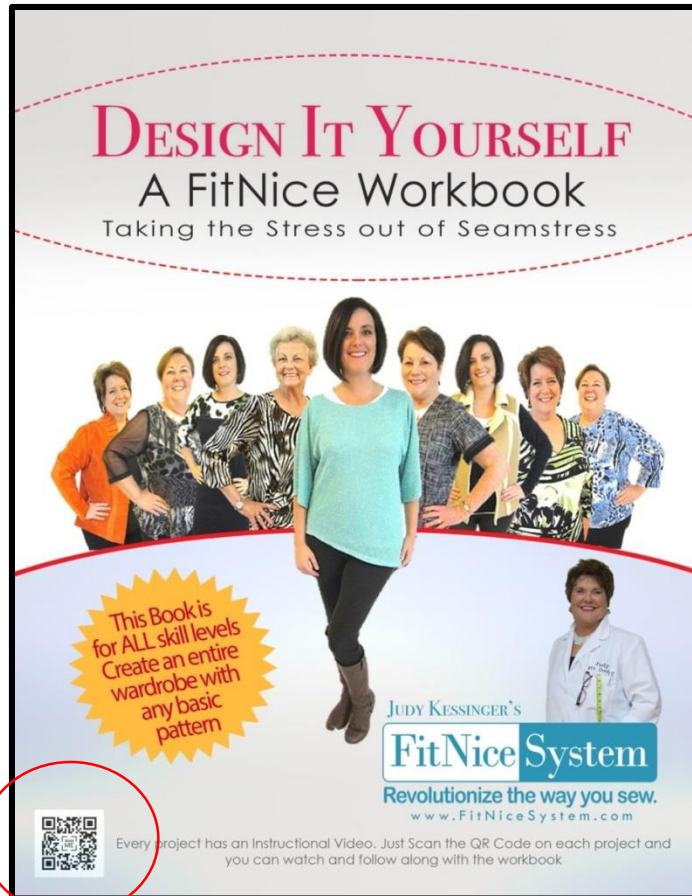
- PDF FIXING SOME FITTING ISSUES
- PDF GATHERED V CONSTRUCTION
- PDF HOW TO CUT A PRINCESS GARME...
- PDF HOW TO FINISH SLEEVELESS GAR...
- PDF IF YOU NEED A LARGER SIZE PATTE...
- PDF LET'S FACE IT...the easy way to cop...
- PDF MEASURING FOR MASTER TOP PAT...
- PDF ONLY CAP OF SLEEVE
- PDF SEWING FOR PRE TEENS AND TEE...
- PDF SEWING INSTRUCTIONS FOR MAS...
- PDF TheEasyWaytoPerfectFit

### POCKET PATTERNS

- PDF CHANGE THE LOOK OF THE PANTS PATT...
- PDF CLASSY...SASSY...CAPRIS finishes
- PDF FITTED WAISTBAND
- PDF FLY FRONT ZIPPER APPLICATION
- PDF HOW TO MAKE PALLAZO PANTS
- PDF HOW TO MARK AND SEW DARTS
- PDF HOW TO NARROW A LEG
- PDF LAPPED AND CENTERED ZIPPERS
- PDF LONG PANTS TO SHORTS DIRECTIONS
- PDF MEASURING CHART FOR PANTS PATTERN
- PDF SIDE POCKET SEWING INSTRUCTIONS
- PDF THE BIAS WAISTBAND
- PDF U SHAPED POCKET PATTERN AND SEWI...
- PDF U SHAPED POCKET SEWING DIRECTIONS
- PDF WAISTBAND WITH ELASTIC IN BACK

# VirtualSewingGuild.net

- 400 Page Spiral Bound Workbook
- Over 80 Garments with QR codes
- Videos to show you how each one is created
- Glossary and explanations of sewing terms
- Beginner to experts sewers



# Webinar Book plus both Patterns Special

**\$178.50 Includes US Shipping**

VirtualSewingGuild.net

Retail \$210

**DESIGN IT YOURSELF**  
A FitNice Workbook  
Taking the Stress out of Seamstress

This Book is for ALL skill levels  
Create an entire wardrobe with any basic pattern

JUDY KESSINGER'S  
**FitNice System**  
Revolutionize the way you sew.  
www.FitNiceSystem.com

Every project has an Instructional Video. Just Scan the QR Code on each project and you can watch and follow along with the workbook

**MASTER TOP**  
PATTERN  
Revolutionize the way you sew!

Judy Kessinger's  
**FitNice System**  
Revolutionize the way you sew!

THE ONLY TOP PATTERN YOU WILL EVER NEED TO BUY!

**MASTER PANTS**  
PATTERN  
Revolutionize the way you sew!

Judy Kessinger's  
**FitNice System**  
Revolutionize the way you sew!

THE ONLY PANTS PATTERN YOU WILL EVER NEED TO BUY!



# This is my brand new book



## CHAPTERS:

- Unnecessary Necessary Notions
- Seam Finishes
- Gluing Makes Sewing Easier
- Pick a Pocket for Fashion or Function
- Yes—it's Easy to Sew Zippers
- Easy Collars for Tops and jackets
- Sassy Sleeves
- Tricks and Tips



# Webinar Special Simple Sewlutions Workbook PLUS Question and Answer Session




## Chapters:

- 1 Unnecessary Necessary Notions
- 2 Seam Finishes
- 3 Gluing Makes Sewing Easier
- 4 Pick a Pocket for Fashion or Function
- 5 Yes it's Easy to Sew in Zippers
- 6 Easy Collars for Tops and Jackets
- 7 Sassy Sleeves
- 8 Tricks and Tips

ONLY: \$55  
price includes shipping



Complete with  
QR codes linked  
to instructional  
videos



**\$92.40 Includes US Shipping**  
**VirtualSewingGuild.net**

Retail \$154

This package includes the new  
FitNice book and your ticket to the

## LIVE Q and A Session March 20

Here is your chance to get the  
guidance for all your FitNice  
questions



# Webinar SUPER Special

**\$251 Includes US Shipping**      Retail \$503.97  
VirtualSewingGuild.net

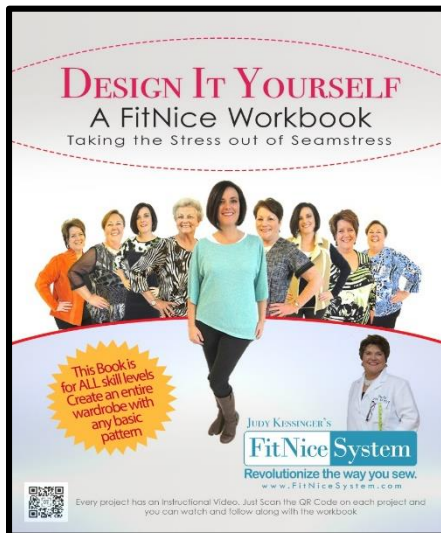


## This package includes

- Both Master Patterns
- Simple Sewlutions
- Design It Yourself
- Q and A LIVE session
- 2019 FitNice Fit Club Membership
- Master Class Recording

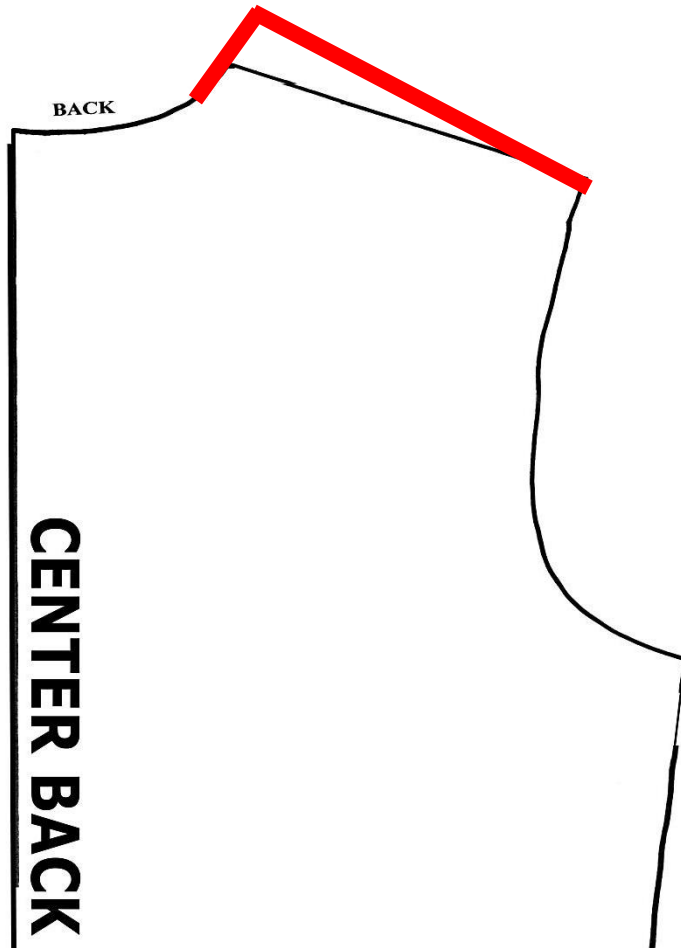
Q and A LIVE

MASTER  
CLASS  
RECORDING





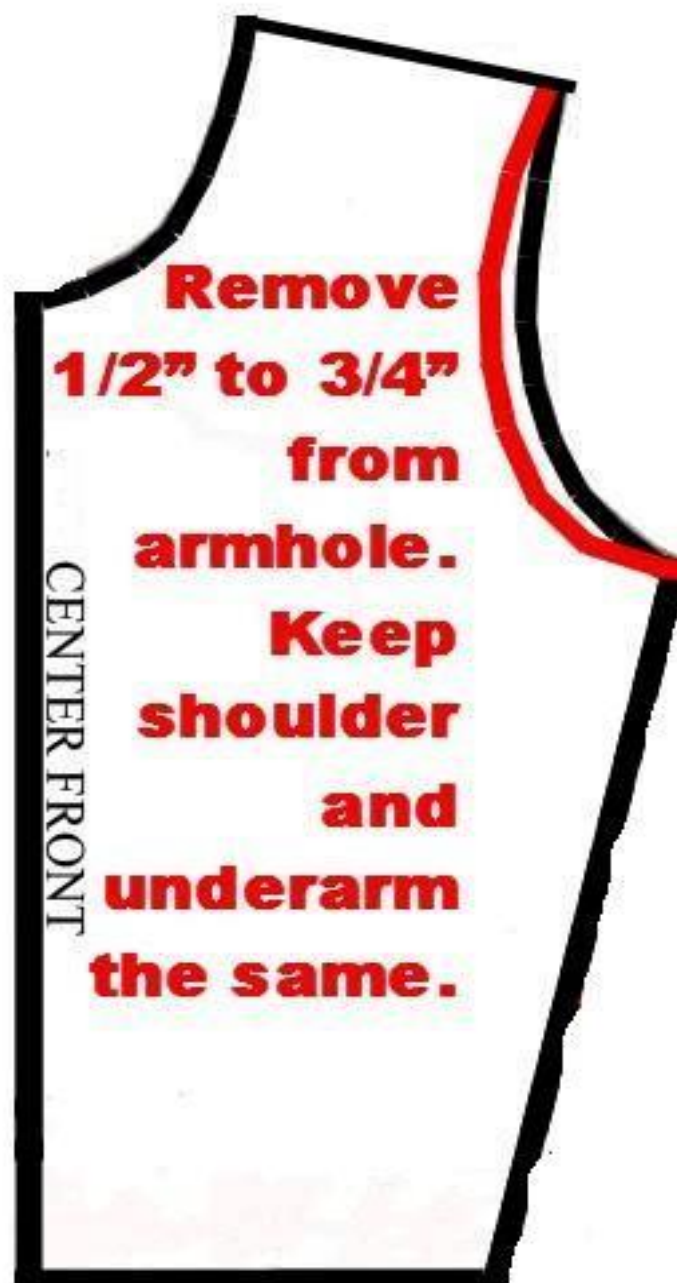
# ROUNDED BACK



**ADD  $\frac{1}{2}$ " TO  
 $\frac{3}{4}$ " AT NECK  
EDGE BUT  
NOT AT  
ARMHOLE  
EDGE**

**NARROW  
SHOULDERS  
AND/OR  
SHORT BETWEEN  
SHOULDER AND  
BUST**

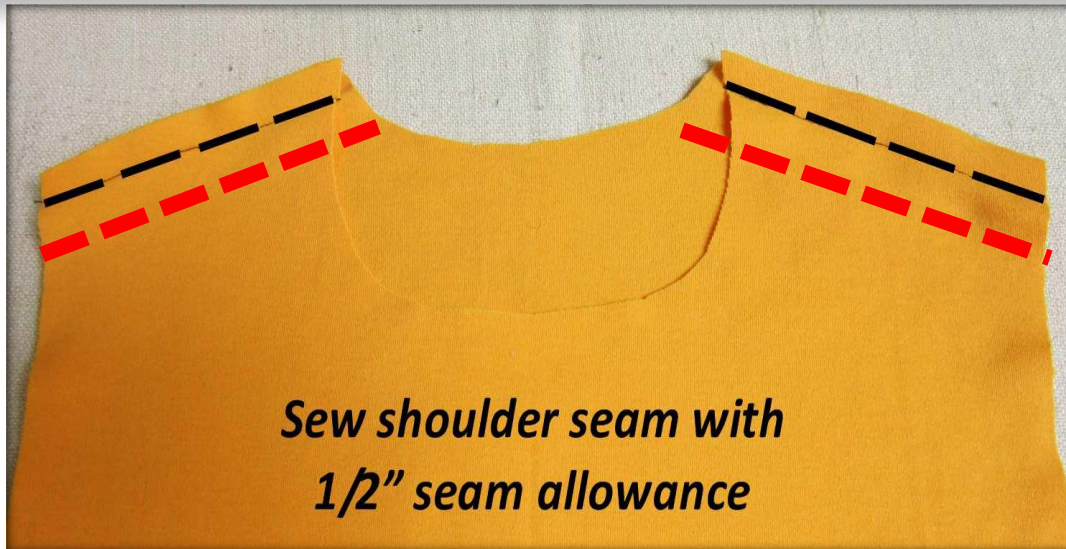
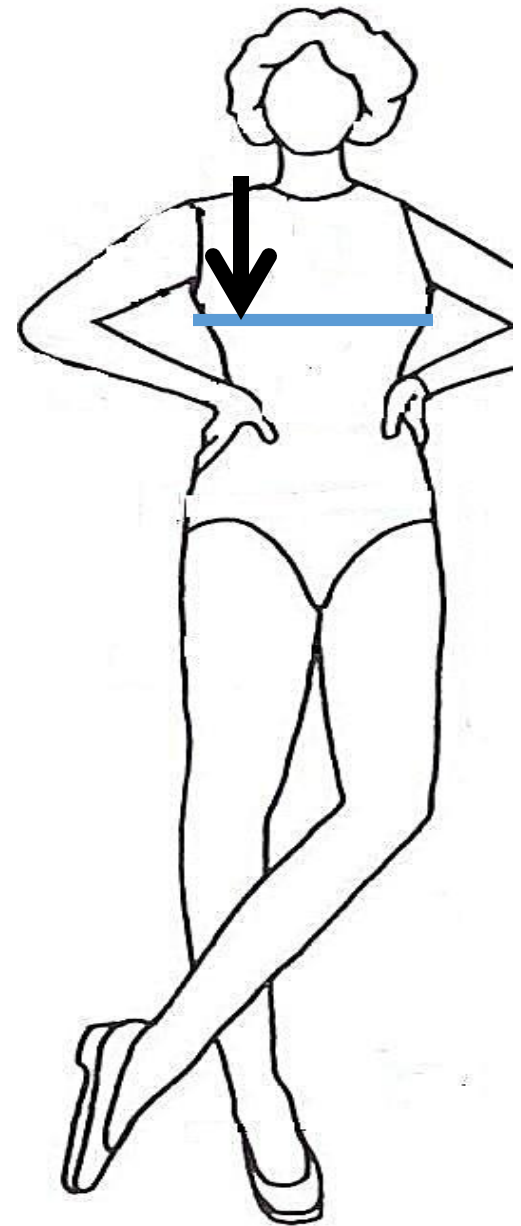




If you are short from shoulder to bust...  
**BASTE** shoulder seam with 1" seam allowance.

Try it on...then sew with the seam allowance that looks the best.

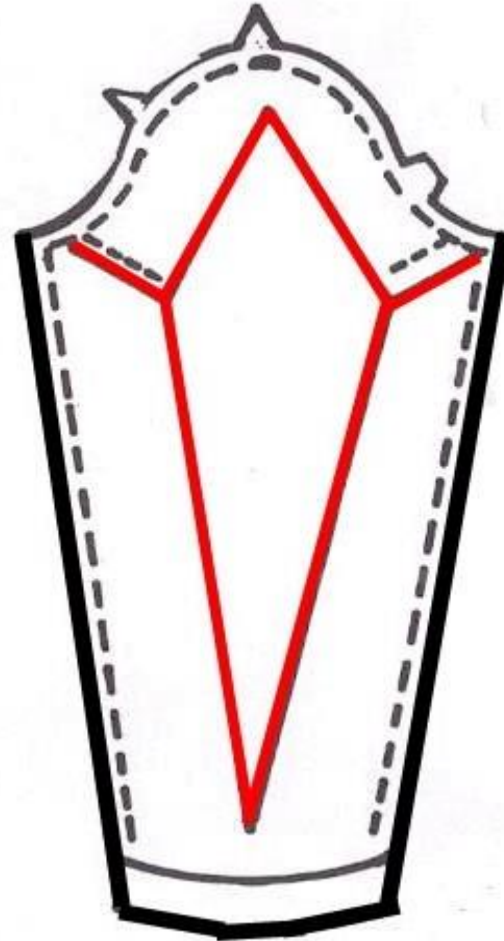
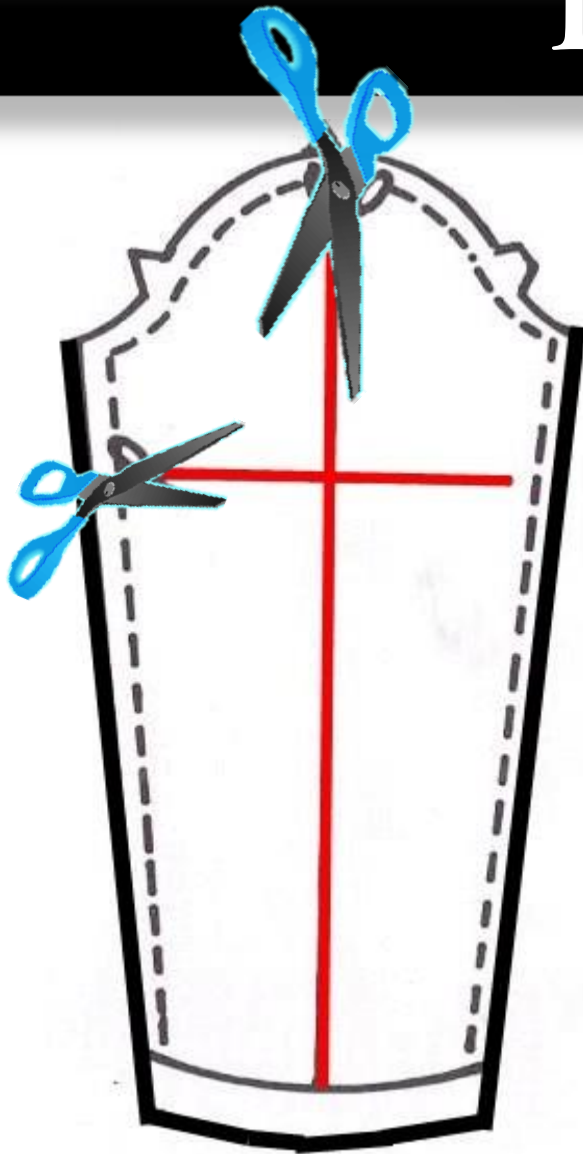
Be sure to alter your pattern. The cap of the sleeve **MAY** need a small tuck to remove the extra.



*Sew shoulder seam with  
1/2" seam allowance*


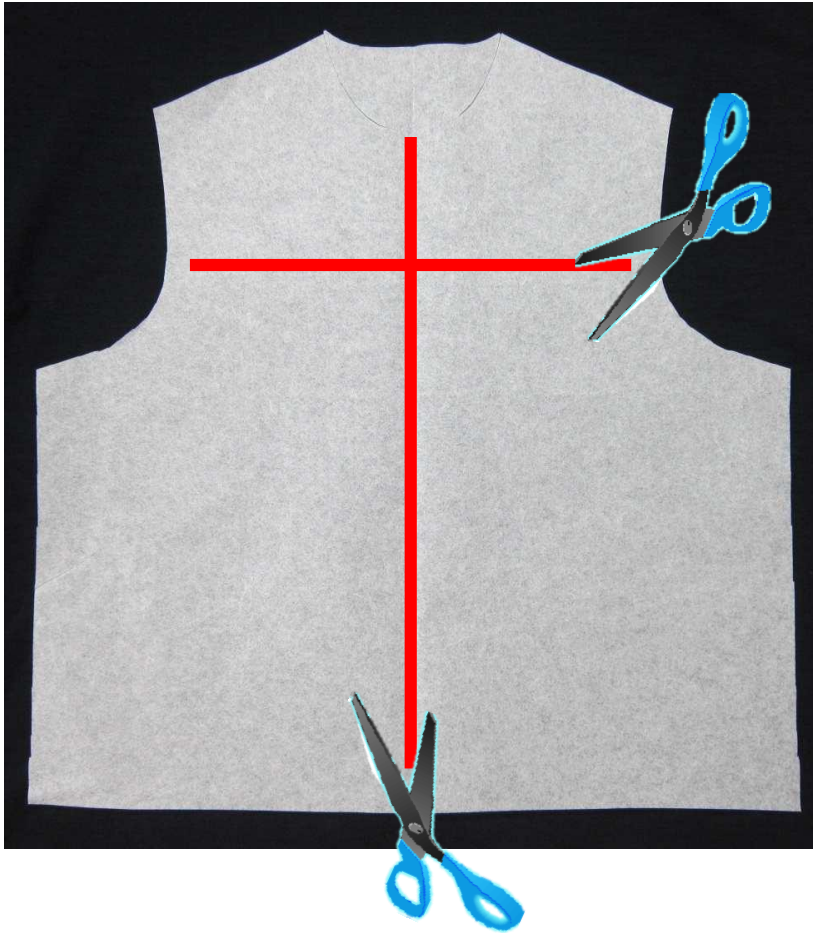


# Large Arms

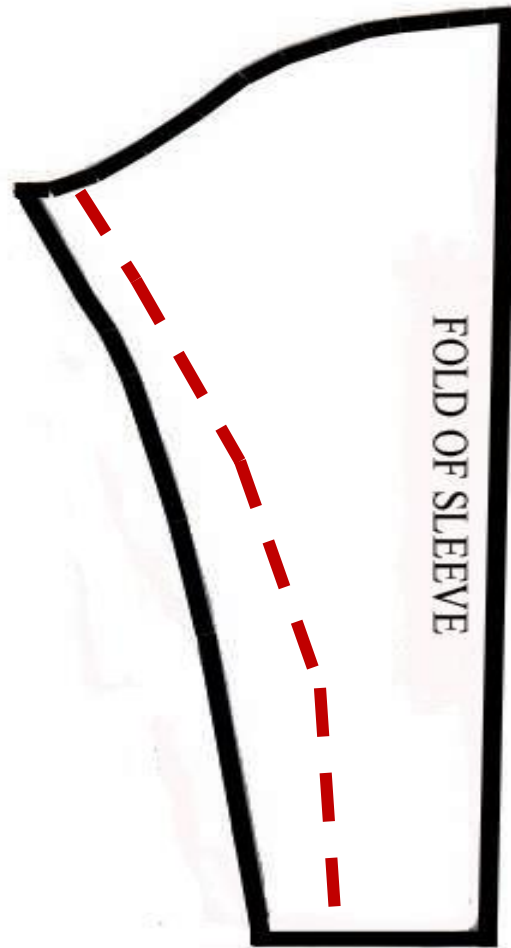


# Broad Back

Measure pattern...compare to your measurement. If you are off the pattern, you can split the back and add. You need at least  $\frac{1}{2}$ " to 1" for ease



# Tiny Arms



**Keep the ½”  
seam allowance  
at the armhole  
but take a deeper  
seam down in to  
the sleeve.**

**When you are  
happy with the  
results...alter  
pattern .**

# Now Let's go to Pants

**MASTER PANTS**  
**PATTERN**

Revolutionize the way you sew!



Judy Kessinger's  
**FitNice System**  
Revolutionize the way you sew.

THE ONLY PANTS PATTERN YOU WILL EVER NEED TO BUY!

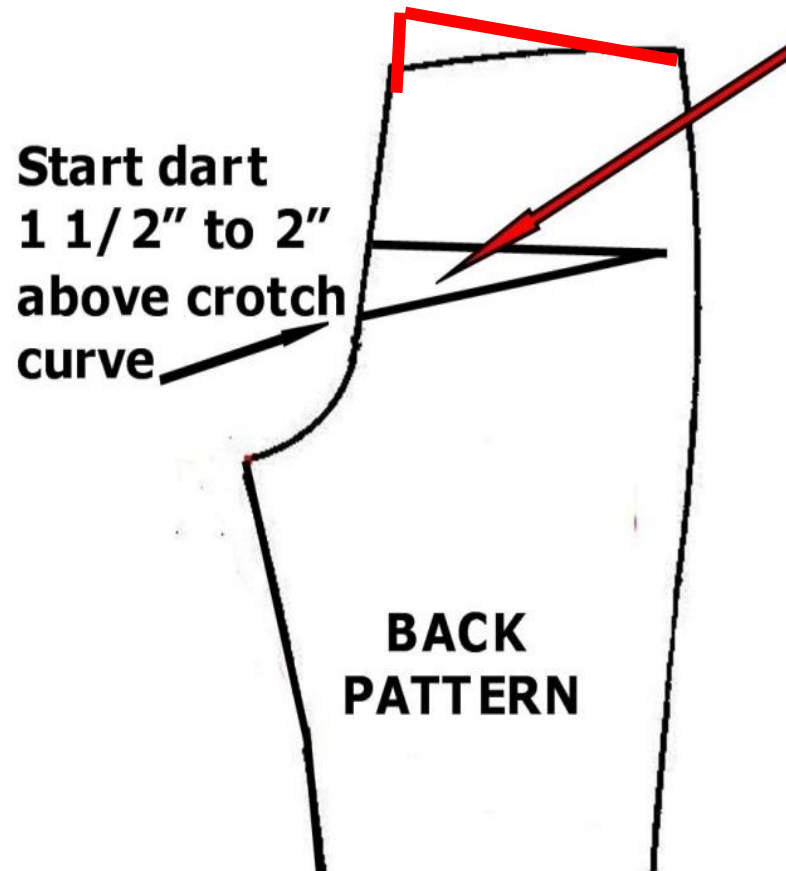
The image shows a promotional poster for a sewing pattern. At the top, the text 'MASTER PANTS' is in large white letters, with 'PATTERN' below it in a smaller, teal font. Underneath, a grey banner says 'Revolutionize the way you sew!'. The central part of the poster features two women standing side-by-side. The woman on the left is wearing a black and white patterned top and black pants. The woman on the right is wearing a bright blue short-sleeved top and dark grey pants. At the bottom left, there is a logo for 'Judy Kessinger's FitNice System' with the tagline 'Revolutionize the way you sew.' At the bottom right, a yellow starburst graphic contains the text 'THE ONLY PANTS PATTERN YOU WILL EVER NEED TO BUY!'.





# Instant Butt Lift

**ADD 1/2" TO CENTER BACK AND TAPER TO NOTHING AT THE SIDE**



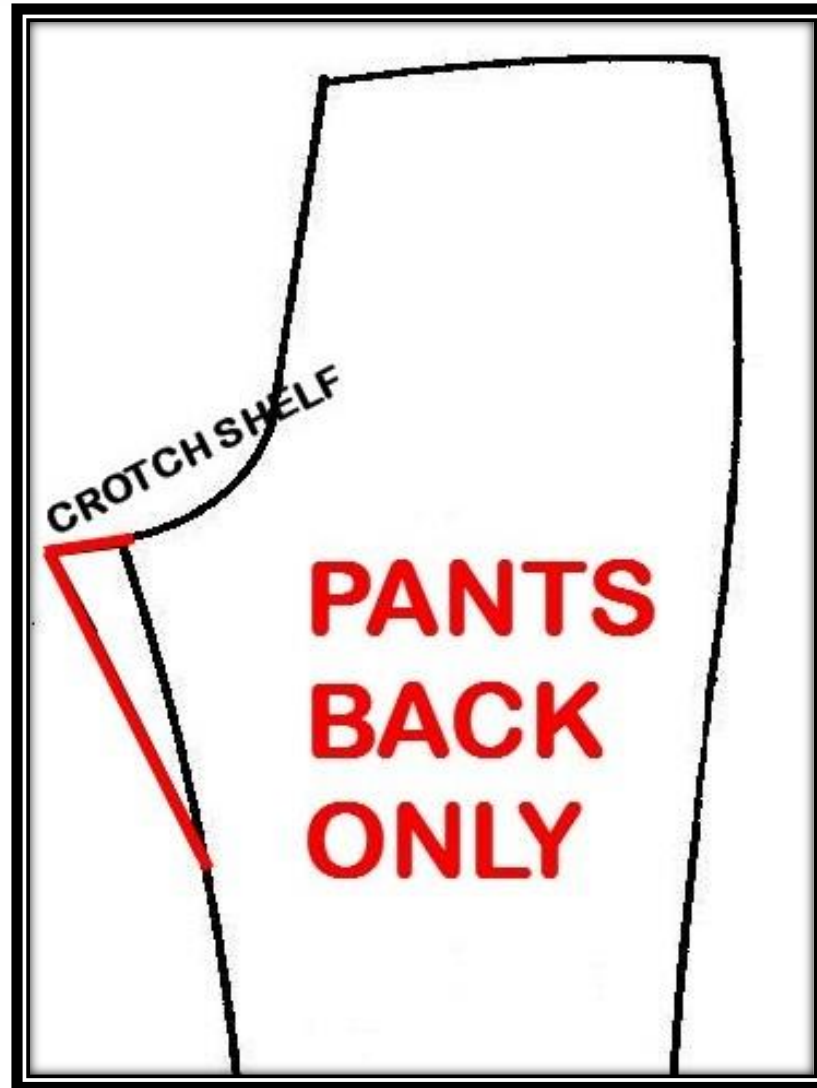
# BEFORE BUTT LIFT



# AFTER



# Alteration for Tummy



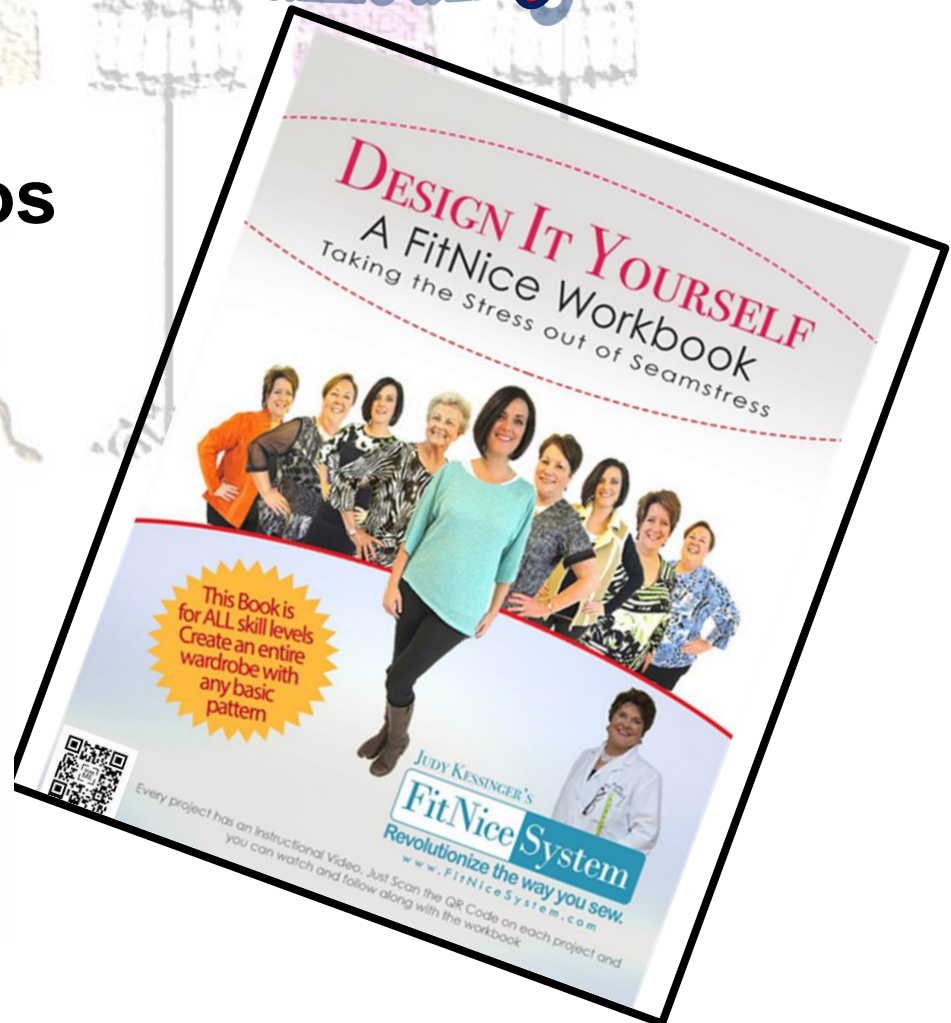




**Elastic over top of pants**

# The Art of Fashion Camouflage

85 Projects  
with 85 videos




**FOR BEST RESULTS FRENCH FUSE YOKE!**

## Angled Yoke


SHOULDER

CENTER FRONT

BACK



# Straight Yoke







Place shoulder seams of jacket wrong side to wrong side. Sew the seams of the front and back with  $\frac{1}{2}$ " seam allowance. Cut out the yoke of your choice and interface with French Fuse. Lay yoke on top of jacket and top stitch in place.

For fuller hips---Add right angle  
to front and back  
or split down the center for vest



**PAGE 140 and 189**



# DOLMAN AND ASYMMETRICAL

- NECKLINES FOOL THE EYE
- STRIPES AND PRINTS COVER
- DOLMAN SLEEVES ARE GREAT FOR LARGE ARMS



# ADDING DETAIL ADDS INTEREST

Trim or zippers are great!





# Start with fitted MASTER PATTERN

and let's create new looks by changing the seam allowance




## WOVEN FABRIC NO STRETCH

5/8" seam allowance all seams



## MASTER PANTS KNIT FABRIC 2 WAY STRETCH

1" seam allowance side seam, inside leg seam and 5/8" seam allowance for the crotch seam.



## MASTER PANTS LADY LEGS KNIT FABRIC 4 WAY STRETCH

Pull On ---1" seam allowance all seams



# Webinar Pattern Special #1

## \$72 Includes US Shipping

- Master Top Pattern, Video and pdfs
- Master Pants Pattern, Video and pdfs

Retail \$80

VirtualSewingGuild.net



### 📁 Sewing for Men PDFs

- PDF 📄 FIXING SOME FITTING ISSUES
- PDF 📄 GATHERED V CONSTRUCTION
- PDF 📄 HOW TO CUT A PRINCESS GARME...
- PDF 📄 HOW TO FINISH SLEEVELESS GAR...
- PDF 📄 IF YOU NEED A LARGER SIZE PATTE...
- PDF 📄 LET'S FACE IT...the easy way to cop...
- PDF 📄 MEASURING FOR MASTER TOP PAT...
- PDF 📄 ONLY CAP OF SLEEVE
- PDF 📄 SEWING FOR PRE TEENS AND TEE...
- PDF 📄 SEWING INSTRUCTIONS FOR MAS...
- PDF 📄 TheEasyWaytoPerfectFit

### 📁 POCKET PATTERNS

- PDF 📄 CHANGE THE LOOK OF THE PANTS PATT...
- PDF 📄 CLASSY...SASSY...CAPRIS finishes
- PDF 📄 FITTED WAISTBAND
- PDF 📄 FLY FRONT ZIPPER APPLICATION
- PDF 📄 HOW TO MAKE PALLAZO PANTS
- PDF 📄 HOW TO MARK AND SEW DARTS
- PDF 📄 HOW TO NARROW A LEG
- PDF 📄 LAPPED AND CENTERED ZIPPERS
- 📄 LONG PANTS TO SHORTS DIRECTIONS
- PDF 📄 MEASURING CHART FOR PANTS PATTERN
- PDF 📄 SIDE POCKET SEWING INSTRUCTIONS
- PDF 📄 THE BIAS WAISTBAND
- PDF 📄 U SHAPED POCKET PATTERN AND SEWI...
- PDF 📄 U SHAPED POCKET SEWING DIRECTIONS
- PDF 📄 WAISTBAND WITH ELASTIC IN BACK

# Webinar Book plus both Patterns Special #2

**\$178.50 Includes US Shipping**

VirtualSewingGuild.net

Retail \$210

**DESIGN IT YOURSELF**  
A FitNice Workbook  
Taking the Stress out of Seamstress

This Book is for ALL skill levels  
Create an entire wardrobe with any basic pattern

JUDY KESSINGER'S  
**FitNice System**  
Revolutionize the way you sew.  
www.FitNiceSystem.com

Every project has an Instructional Video. Just Scan the QR Code on each project and you can watch and follow along with the workbook

**MASTER TOP**  
PATTERN  
Revolutionize the way you sew!

Judy Kessinger's  
**FitNice System**  
Revolutionize the way you sew!

THE ONLY TOP PATTERN YOU WILL EVER NEED TO BUY!

**MASTER PANTS**  
PATTERN  
Revolutionize the way you sew!

Judy Kessinger's  
**FitNice System**  
Revolutionize the way you sew!

THE ONLY PANTS PATTERN YOU WILL EVER NEED TO BUY!




# Webinar Special Simple Sewlutions Workbook PLUS Question and Answer Session #3



## Chapters:

- 1 Unnecessary Necessary Notions
- 2 Seam Finishes
- 3 Gluing Makes Sewing Easier
- 4 Pick a Pocket for Fashion or Function
- 5 Yes it's Easy to Sew in Zippers
- 6 Easy Collars for Tops and Jackets
- 7 Sassy Sleeves
- 8 Tricks and Tips

ONLY: \$55  
price includes shipping



Complete with  
QR codes linked  
to instructional  
videos



**\$92.40 Includes US Shipping**  
**VirtualSewingGuild.net**

Retail \$154

This package includes the new  
FitNice book and your ticket to the

**LIVE Q and A**  
**Session March 20**

Here is your chance to get the  
guidance for all your FitNice  
questions





# Webinar SUPER Special #4

**\$251 Includes US Shipping**     Retail \$503.97  
VirtualSewingGuild.net



## This package includes

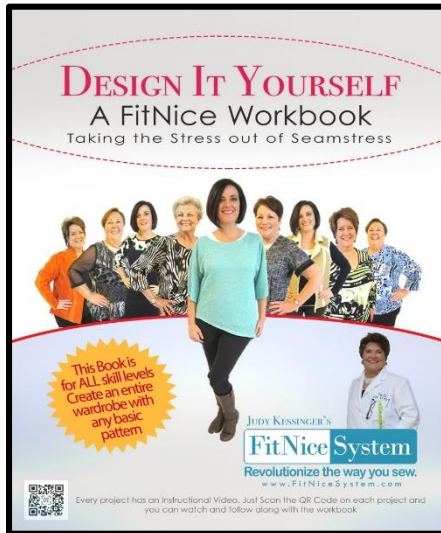
- Both Master Patterns
- Simple Sewlutions
- Design It Yourself
- Q and A LIVE session
- 2019 FitNice Fit Club Membership
- Master Class Recording

Q and A LIVE

MASTER

CLASS

RECORDING





Margaret Moorehead's  
*Virtual Sewing Guild*

Thank you for joining us!



[VirtualSewingGuild.net](http://VirtualSewingGuild.net)